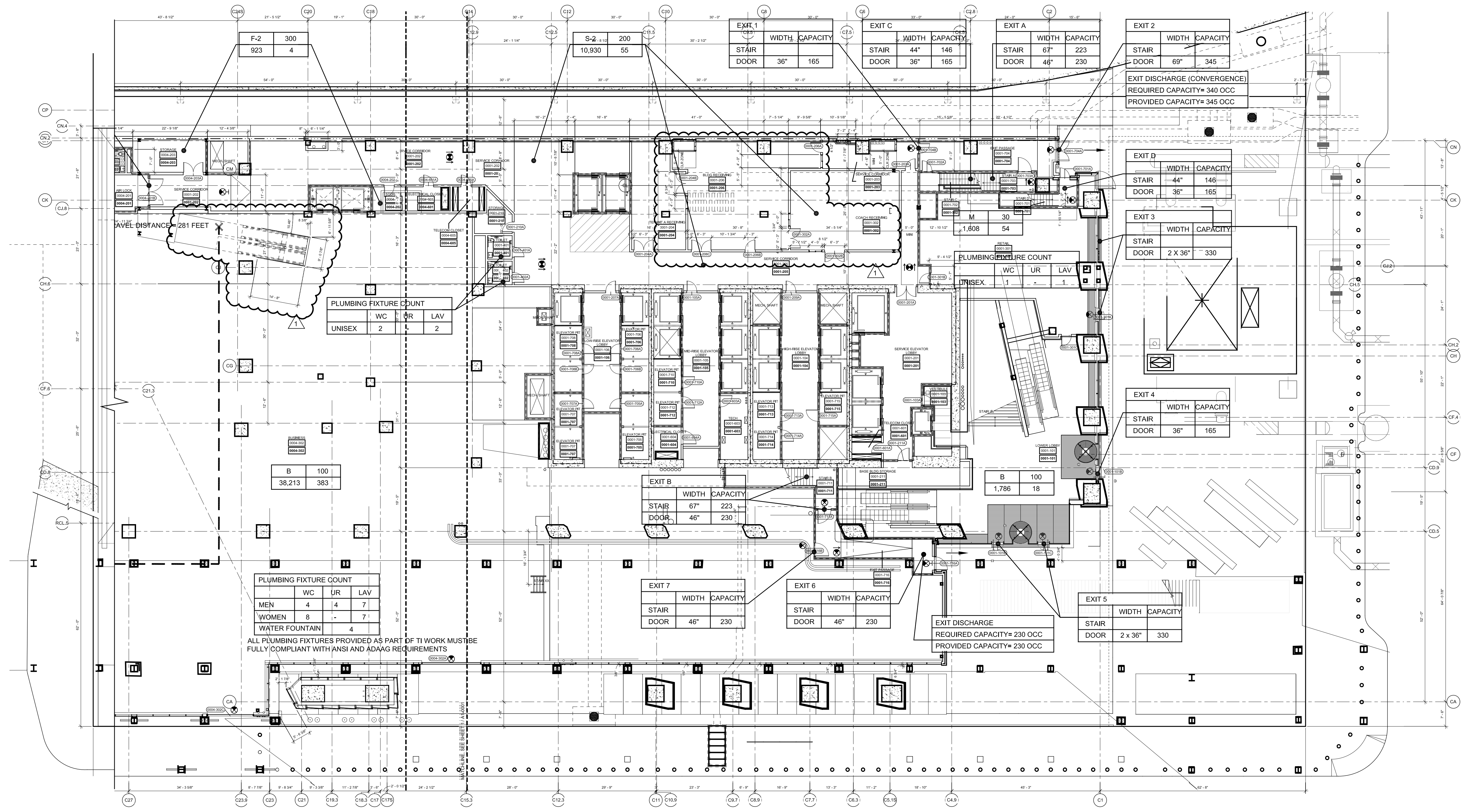
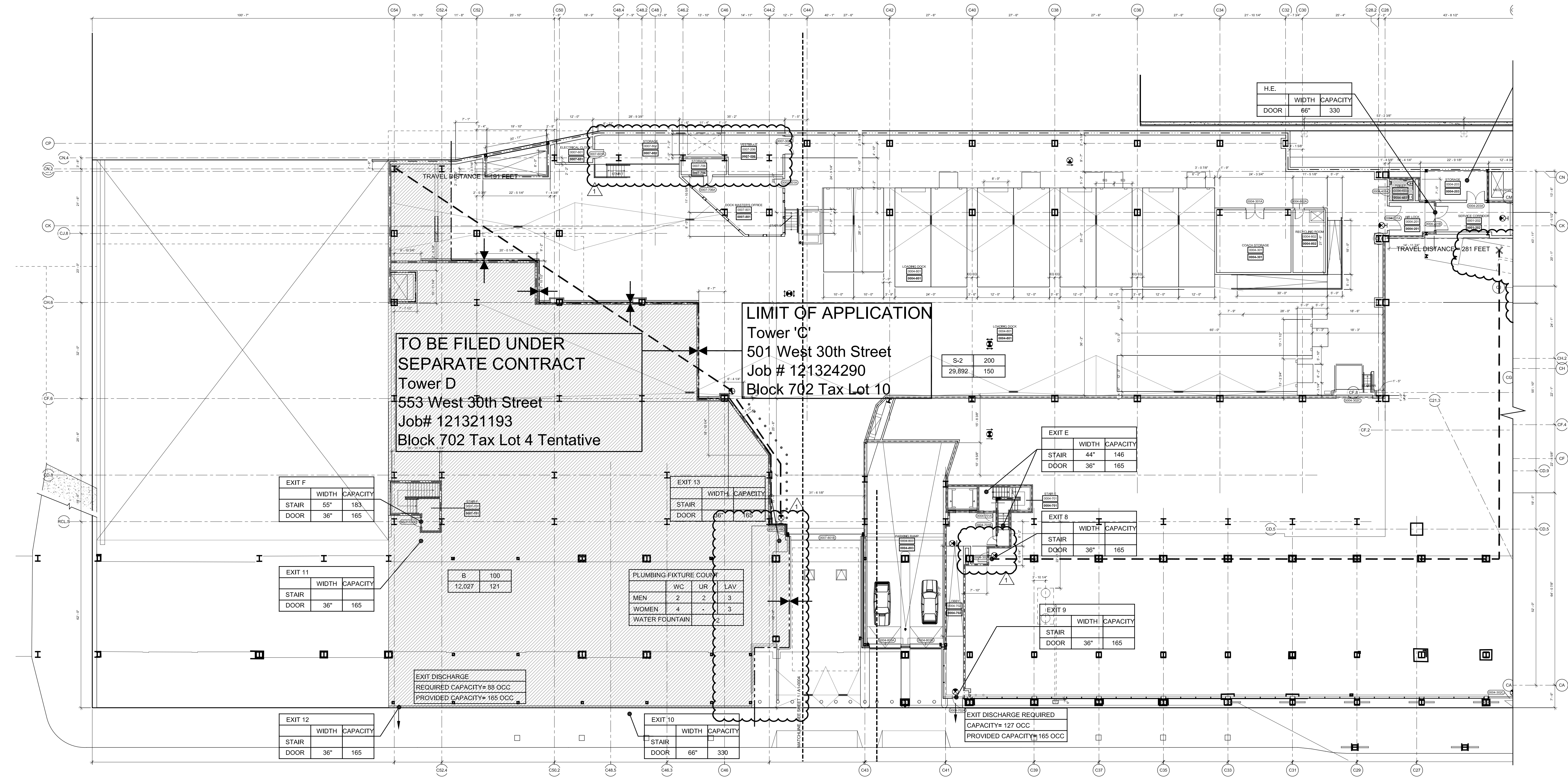


Filename: P:\Projects\1775_westsideyards\Drawings\CAD\Sheet\HVE-TC-EG-0001.dwg Plotted by: Trelber, Joshua Plotted Time: 2/22/2015 12:44 PM



NOTE:
1. INTERIOR FIT OUT AND FLOOR OPENING ENCLOSURE BY FUTURE TENANT
2. FOR STAIR LAYOUT INCLUDING PHOTOLUMINESCENT EXIT PATH MARKINGS REFER TO A-SERIES PLANS & SECTIONS FOR DETAIL

SYMBOL KEY	
---	1-HOUR RATED WALL
---	2-HOUR RATED WALL
---	3-HOUR RATED WALL
---	TRAVEL DISTANCE
OCCUPANCY	
AREA (FT ²)	OCCUPANT LOAD FACTOR (F.T.F.)
AREA (FT ²)	OCCUPANT LOAD (PERSONS)

GROUND FLOOR AREA & OCCUPANT LOAD SUMMARY (PER 1004.1.2)		
	AREA (SF)	COUNT
BUSINESS (B)	52,026	522
MECHANICAL (F-2)	923	4
STORAGE (S-2)	40,822	205
MERCANTILE	1,608	54
TOTAL		785

EXIT CAPACITY		
EXIT	INCHES	CAPACITY
EXIT A		
STAIR	67	223
DOOR	46	230
EXIT B		
STAIR	67	223
DOOR	46	230
EXIT C		
STAIR	44	146
DOOR	36	165
EXIT D		
STAIR	44	146
DOOR	36	165
EXIT E		
STAIR	44	146
DOOR	36	165
EXIT F		
STAIR	55	183
DOOR	36	165

EXIT CAPACITY		
EXIT	INCHES	CAPACITY
EXIT 1		
STAIR		
DOOR	36	165
EXIT 2		
STAIR		
DOOR	69	345
EXIT 3		
STAIR		
DOOR	2 x 36	330
EXIT 4		
STAIR		
DOOR	36	165
EXIT 5		
STAIR		
DOOR	2 x 36	330
EXIT 6		
STAIR		
DOOR	46	230
EXIT 7		
STAIR		
DOOR	46	230
EXIT 8		
STAIR		
DOOR	36	165
EXIT 9		
STAIR		
DOOR	36	165
EXIT 10		
STAIR		
DOOR	66	330
EXIT 11		
STAIR		
DOOR	36	165
EXIT 12		
STAIR		
DOOR	36	165
EXIT 13		
STAIR		
DOOR	36	165

PLUMBING FIXTURE COUNT SUMMARY			
	WC	UR	LAV
MEN	6	6	10
WOMEN	12	-	10
UNISEX	3	-	3
TOTAL	21	6	23

1 Ground Floor (MARKING GROUND FLOOR)
SCALE: 1/16"=1'-0"

Damian Titus
Building APPROVED
Under Directive 2 of 1975
Date: 04/22/2015
NYC Development Hub

8-3/4" Drawing Number

HUDSON YARDS - TOWER C

Address
501 WEST 30TH STREET
NEW YORK, NY

Client
Related Companies
60 Columbus Circle
New York, NY 10023
Tel: 212.801.1000 Fax: 212.801.1048

Oxford Properties Group
320 Park Avenue, 17th Floor
New York, NY 10022
Tel: 212.986.7514 Fax: 212.986.7510

Construction Manager
Tishman Construction Corporation
100 Park Avenue, 5th Floor
New York, NY 10017
Tel: 212.708.3600

Architect
Kohn Pedersen Fox Associates PC
Architects & Planning Consultants
11 West 42nd Street
New York, NY 10036
Tel: 212.977.6500 Fax: 212.956.2526

Structural Engineer
Thomson Transmitt, Inc.
51 Madison Avenue
New York, NY 10010
Tel: 917.661.7800 Fax: 917.661.7801

Mechanical, Electrical, Plumbing, Fire Protection
James Baum & Bolles Consulting Engineers
80 Pine Street
New York, NY 10013
Tel: 212.530.9300 Fax: 212.269.5894

2 POST APPROVAL AMENDMENT 11/21/2014
1 DOB, BUILDING PERMIT FILING 02/22/2015
No Date

Key Plan

Date: 03/22/2013
Project No: 1776.10
Drawing No: HVE-TC-EG-0001

REGISTERED ARCHITECT
DAMIAN TITUS
STATE OF NEW YORK

LIFE SAFETY
GROUND FLOOR PLAN
(MARKING GROUND FLOOR)
EG-0001
EG-101.01

SHEET 3 OF 23

Filename: P:\Projects\1775_westsideyards\Drawings\CAD\Sheet\TC-DCL_Permi_SeriesEG-Sineash\HYE-TC-EG-0001M.dwg Plotted by: Tablier, Joshua Plot Time: 1/22/2015 8:18 PM

DEPT OF BUILDINGS 1/2/2015 10:00 AM

HUDSON YARDS - TOWER C

Address
501 WEST 30TH STREET
NEW YORK, NY



Client
Related Companies
60 Columbus Circle
New York, NY 10023
Tel: 212.801.1000 Fax: 212.801.1048

Oxford Properties Group
320 Park Avenue, 17th Floor
New York, NY 10022
Tel: 212.986.7514 Fax: 212.986.7510

Construction Manager
Tishman Construction Corporation
100 Park Avenue, 5th Floor
New York, NY 10017
Tel: 212.708.3600

Architect
Kohn Pedersen Fox Associates PC
Architects & Planning Consultants
11 West 42nd Street
New York, NY 10036
Tel: 212.977.6500 Fax: 212.956.2526

Structural Engineer
Thomson Tomasetti, Inc.
51 Madison Avenue
New York, NY 10010
Tel: 917.661.7800 Fax: 917.661.7801

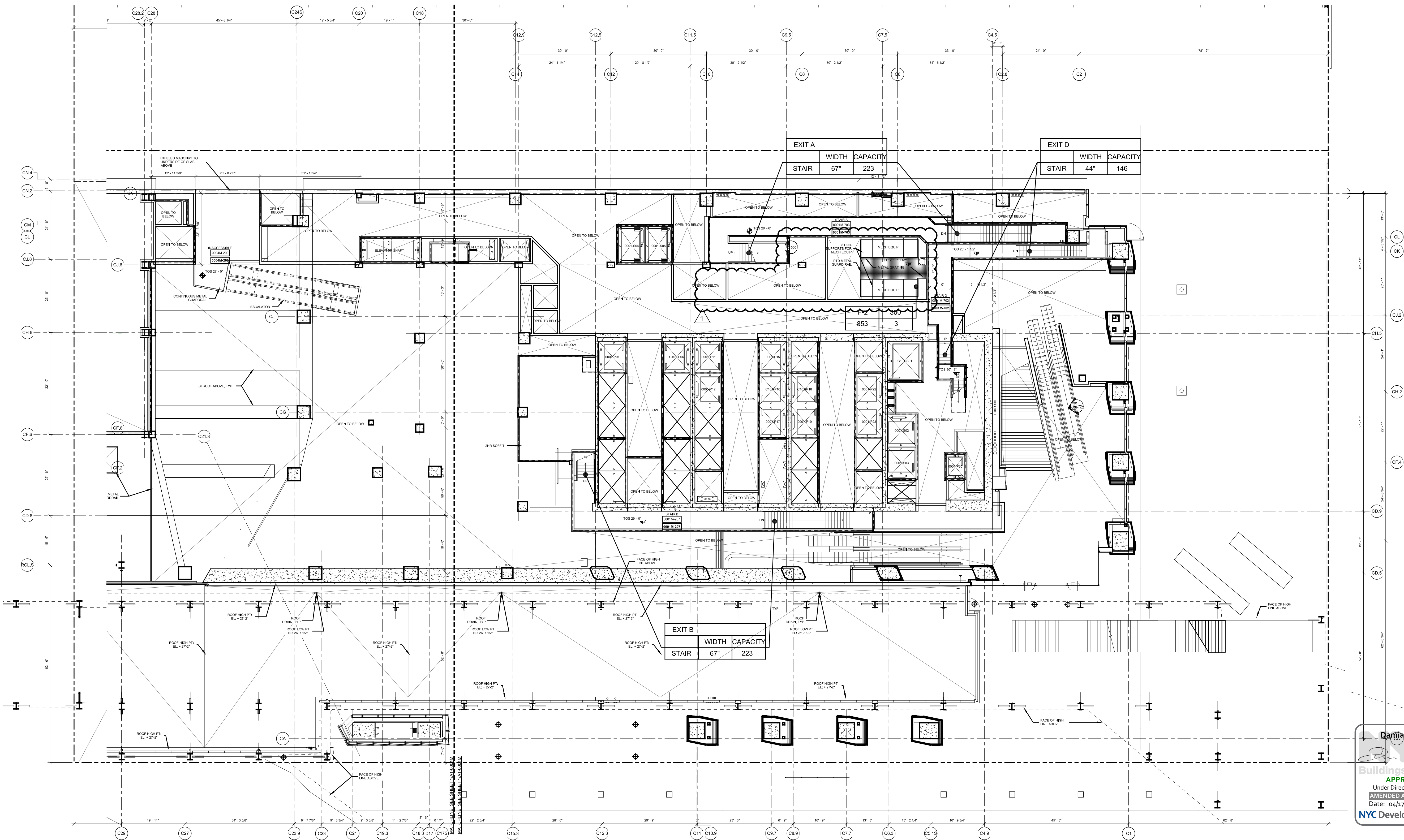
Mechanical, Electrical, Plumbing, Fire Protection
Jaros Baum & Bolles Consulting Engineers
80 Pine Street
New York, NY 10013
Tel: 212.530.9300 Fax: 212.269.5894

SYMBOL KEY	
	1-HOUR RATED WALL
	2-HOUR RATED WALL
	3-HOUR RATED WALL
	TRAVEL DISTANCE
OCCUPANCY	
	OCCUPANCY LOAD FACTOR (F.TYPER)
	OCCUPANT LOAD (PERSONS)


FLOOR 00 MEZZANINE AREA & OCCUPANT LOAD SUMMARY (PER 1004.1.2)		
	AREA (SF)	COUNT
MECHANICAL (F-2)	853	3

EXIT CAPACITY		
EXIT	INCHES	CAPACITY
EXIT A		
STAIR	67	223
EXIT B		
STAIR	67	223
EXIT D		
STAIR	44	146

- NOTE:
- INTERIOR FIT OUT AND FLOOR OPENING ENCLOSURE BY FUTURE TENANT
 - FOR STAIR LAYOUT INCLUDING PHOTOLUMINESCENT EXIT PATH MARKINGS REFER TO A4-SERIES PLANS & SECTIONS FOR DETAIL

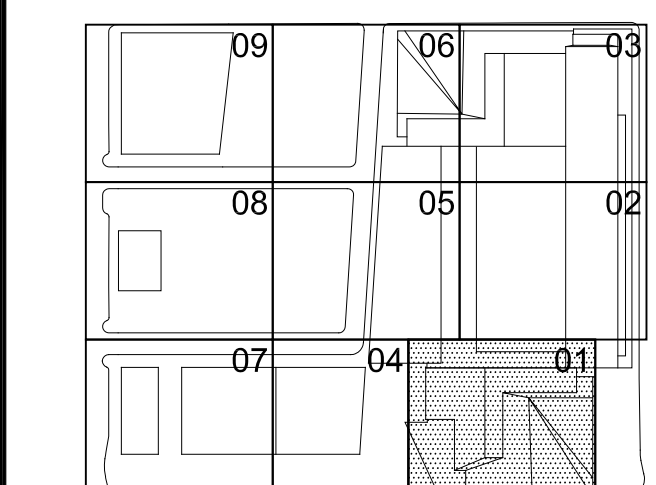


1 Ground Floor Mezzanine (Marking G Mezz 01)
SCALE: 1/16"=1'-0"



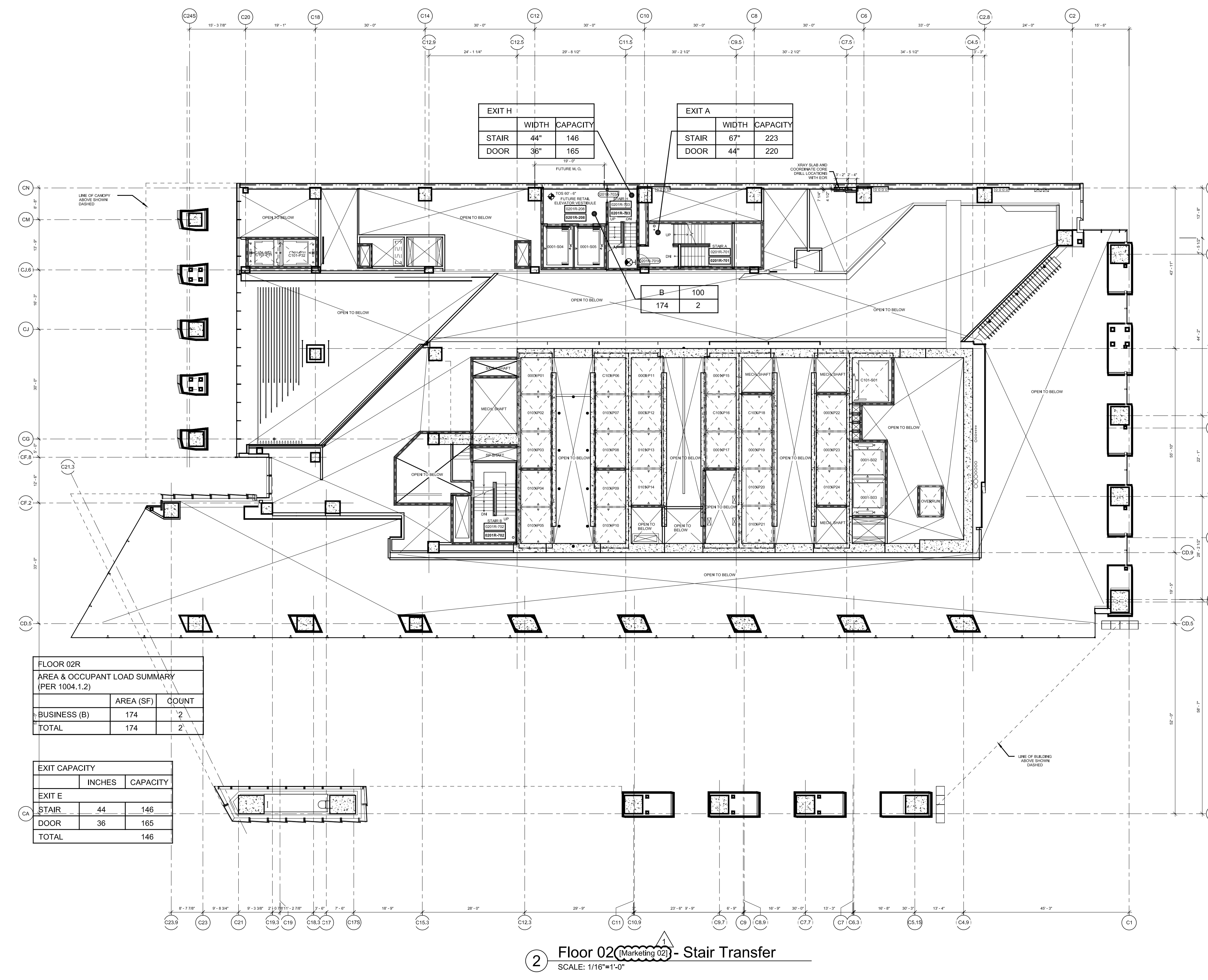
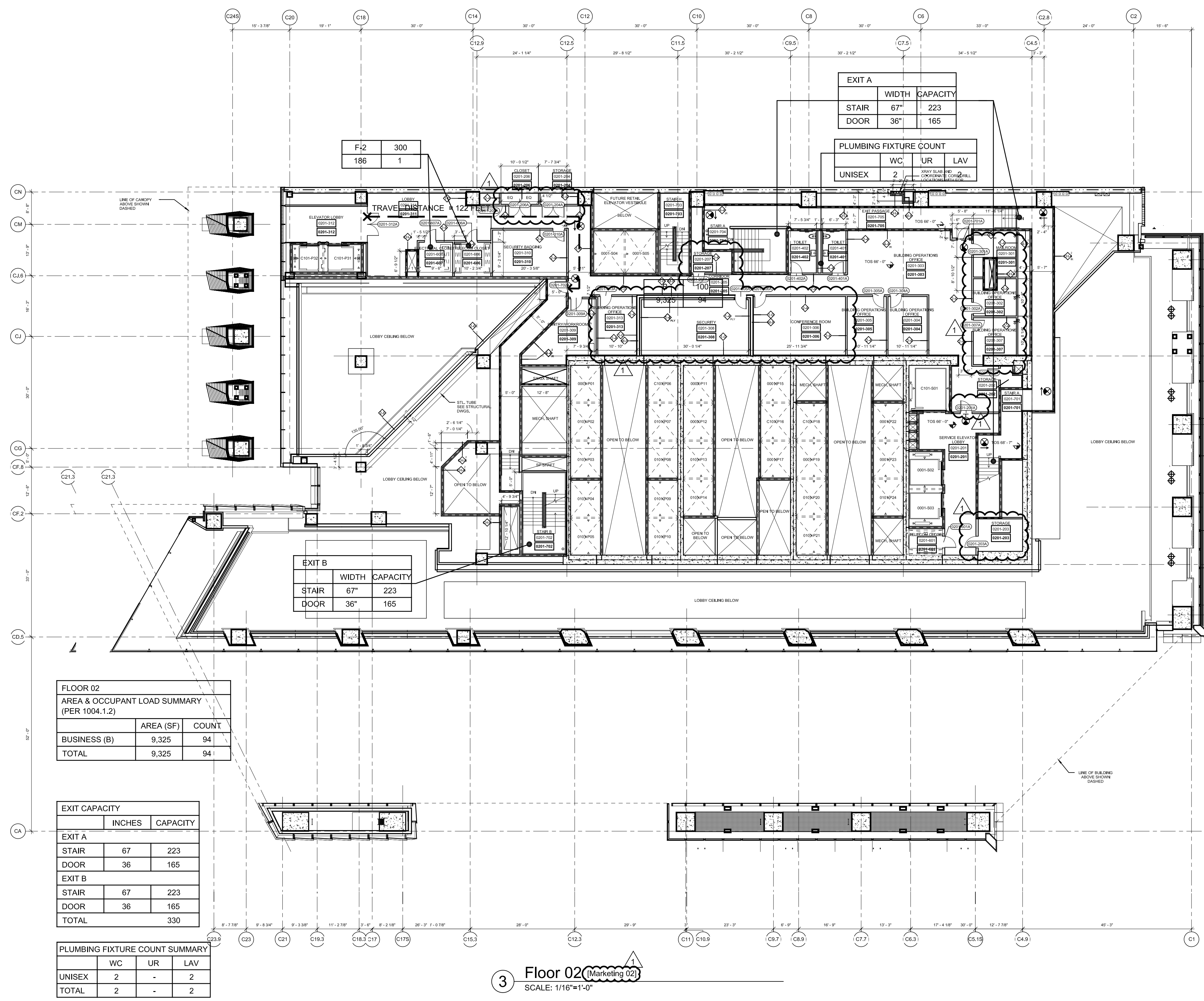
LIFE SAFETY
GROUND FLOOR
MEZZANINE FLOOR PLAN
(MARKING G MEZZ 01)

EG-0001M
B-SCM Drawing Number
EG-102.01



HYE-TC-EG-0101

LIFE SAFETY
FLOOR PLANS 01-02
(MARKETING 01-02)
EG-0101
NYC-43 Drawing Number
EG-103.01



TO BE FILED UNDER
SEPARATE CONTRACT
Tower D
553 West 30th Street
Job# 121321193
Block 702 Tax Lot 4 Tentative

LIMIT OF APPLICATION
Tower 'C'
501 West 30th Street
Job # 121324290
Block 702 Tax Lot 10

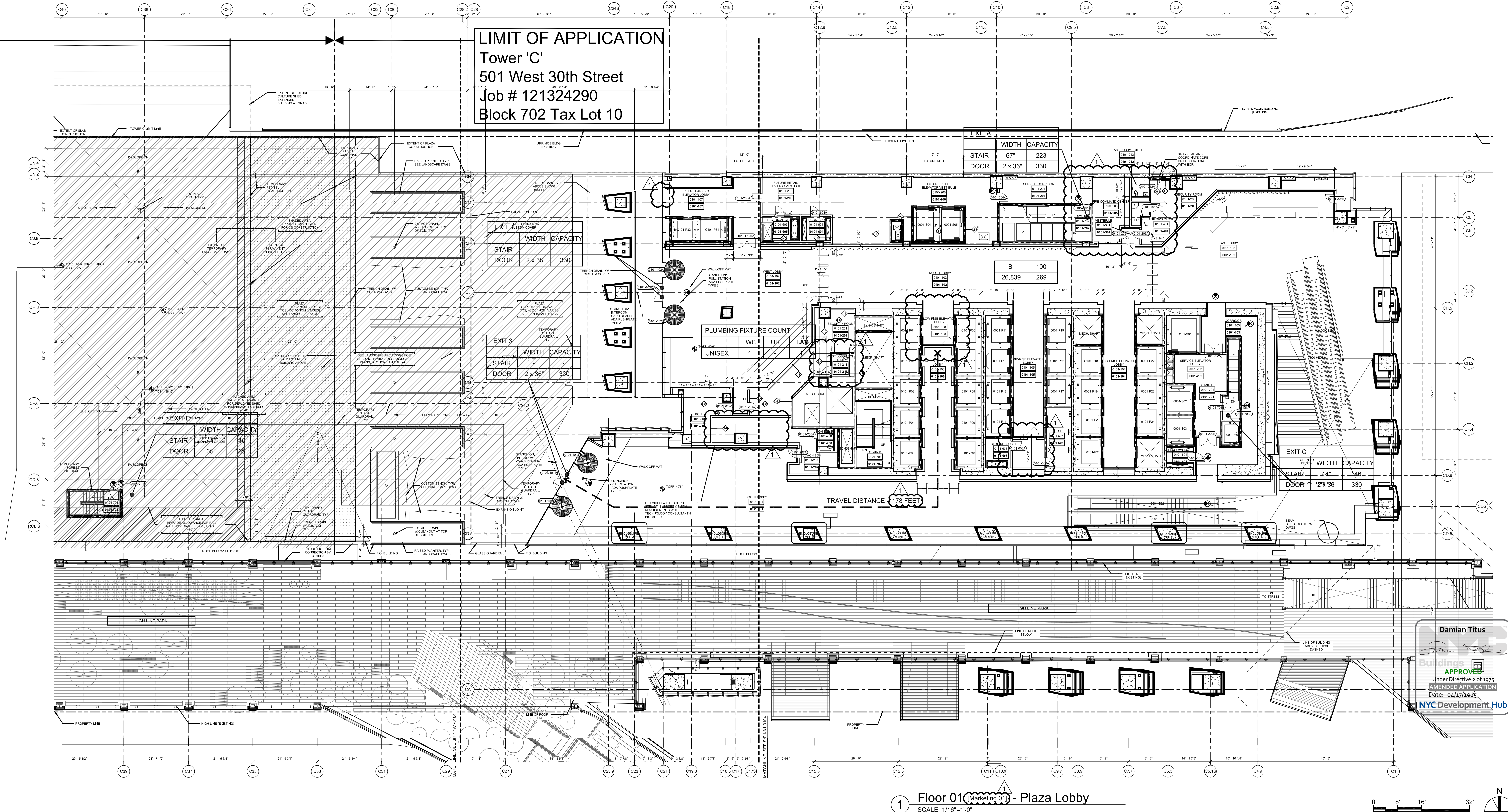
NOTE:
1. INTERIOR FIT OUT AND FLOOR OPENING ENCLOSURE BY FUTURE TENANT
2. FOR STAIR LAYOUT INCLUDING PHOTO LUMINESCENT EXIT PATH MARKINGS REFER TO A-SERIES PLANS & SECTIONS FOR DETAIL

SYMBOL KEY
--- 1-HOUR RATED WALL
--- 2-HOUR RATED WALL
--- 3-HOUR RATED WALL
--- TRAVEL DISTANCE
--- OCCUPANCY
--- OCCUPANCY LOAD FACTOR (FT/PER)

FLOOR 01		
AREA & OCCUPANT LOAD SUMMARY (PER 1004.1.2)		
BUSINESS (B)	AREA (SF)	COUNT
TOTAL	26,839	289

EXIT CAPACITY		
EXIT A	INCHES	CAPACITY
STAIR	67"	223
DOOR	2 x 36"	330
EXIT C	44"	146
DOOR	2 x 36"	330
EXIT 3	44"	146
DOOR	2 x 36"	330

PLUMBING FIXTURE COUNT SUMMARY		
WC	UR	LAV
UNISEX	1	1,029
TOTAL	1	1



1 Floor 01 (Marketing 01) - Plaza Lobby

SCALE: 1/16"=1'-0"

Filename: P:\Projects\1772_westsideyards\Drawings\CAD\Sheet\0301.dwg Plot Date: 2/20/2015 1:23 PM

ESB14022015 Job Number

HUDSON YARDS - TOWER C

Address
501 WEST 30TH STREET
NEW YORK, NY



Client
Related Companies
60 Columbus Circle
New York, NY 10023
Tel: 212.801.1000 Fax: 212.801.1048

Oxford Properties Group
320 Park Avenue, 17th Floor
New York, NY 10022
Tel: 212.986.7514 Fax: 212.986.7510

Construction Manager
Tishman Construction Corporation
100 Park Avenue, 5th Floor
New York, NY 10017
Tel: 212.708.3600

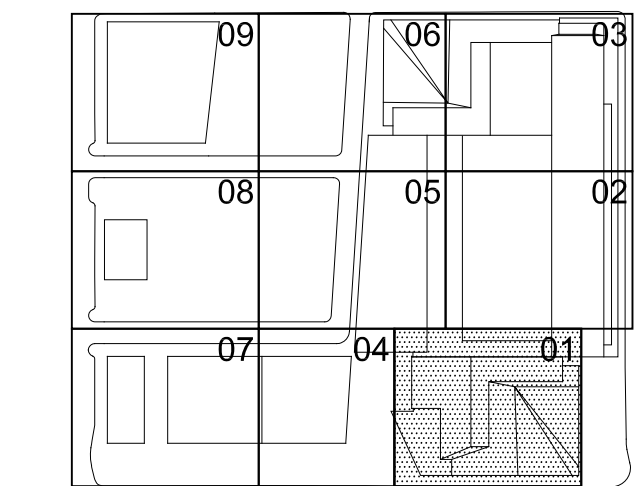
Architect
Kohn Pedersen Fox Associates PC
Architects & Planning Consultants
11 West 42nd Street
New York, NY 10036
Tel: 212.977.6500 Fax: 212.956.2526

Structural Engineer
Thomson Tomasetti, Inc.
51 Madison Avenue
New York, NY 10010
Tel: 917.661.7800 Fax: 917.661.7801

Mechanical, Electrical, Plumbing, Fire Protection
Janes Baum & Bolles Consulting Engineers
80 Pine Street
New York, NY 10013
Tel: 212.530.9300 Fax: 212.269.5894

2	POST APPROVAL AMENDMENT	11/21/2014
1	D.O.B. BUILDING PERMIT FILING	03/22/2015
Rev	Date	

Key Plan



Date: 03/22/2013
Project No: 1776.10
Drawing No: HYE-TC-EG-0301
Drawing Title: LIFE SAFETY FLOOR PLANS 03-04 (MARKETING 03-04) EG-0301

LIFE SAFETY FLOOR PLANS 03-04 (MARKETING 03-04) EG-0301
SHEET 6 OF 23

FLOOR 04		
AREA & OCCUPANT LOAD SUMMARY (PER 1004.1.2)		
	AREA (SF)	COUNT
MECHANICAL (F-2)	40,273	135

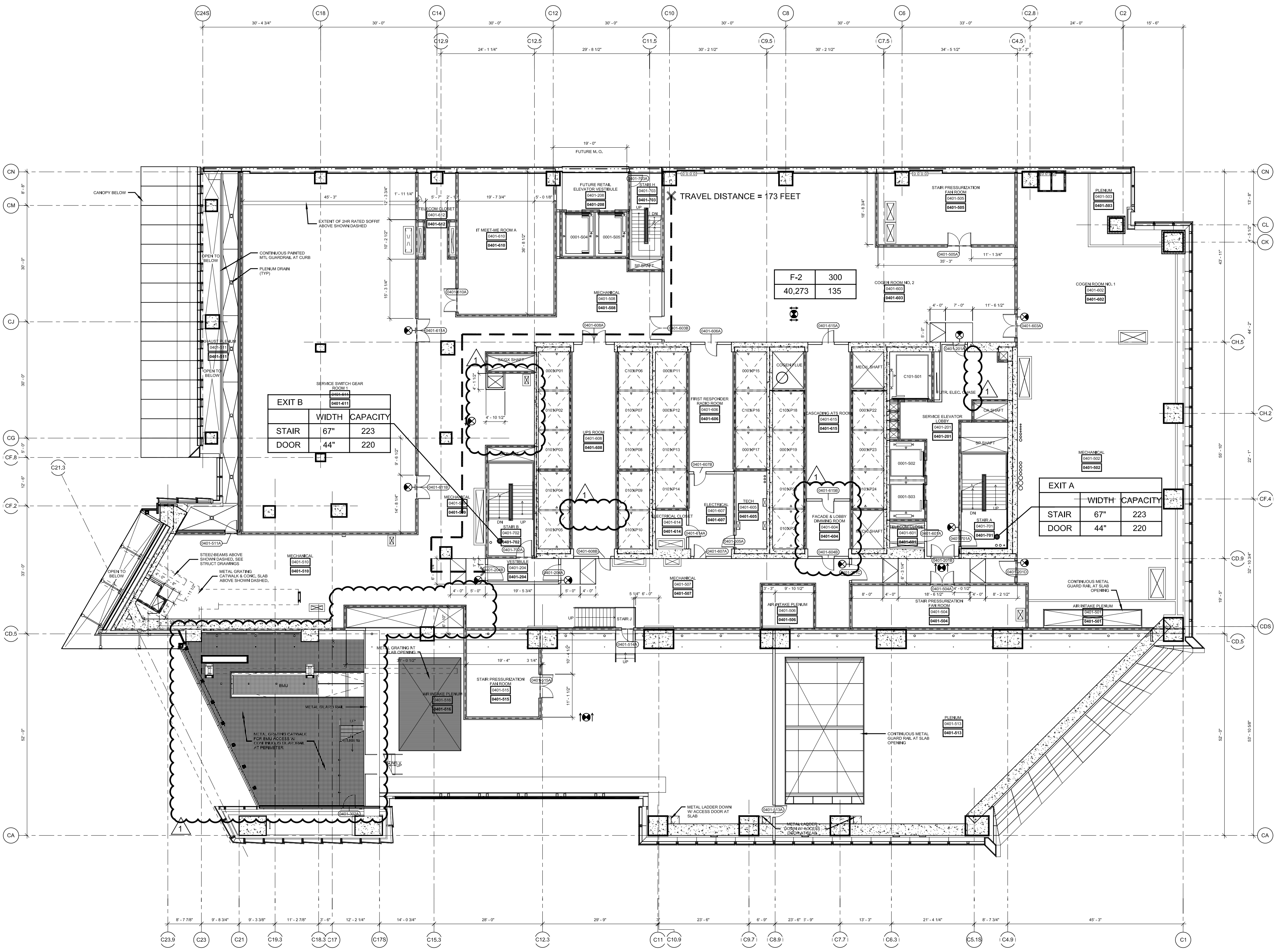
EXIT CAPACITY		
	INCHES	CAPACITY
EXIT A		
STAIR	67"	223
DOOR	44"	220
EXIT B		
STAIR	67"	223
DOOR	44"	220
TOTAL		440

SYMBOL KEY	
---	1-HOUR RATED WALL
---	2-HOUR RATED WALL
---	3-HOUR RATED WALL
---	TRAVEL DISTANCE
OCCUPANCY	
AREA (FT ²)	OCCUPANT LOAD (PERSONS)

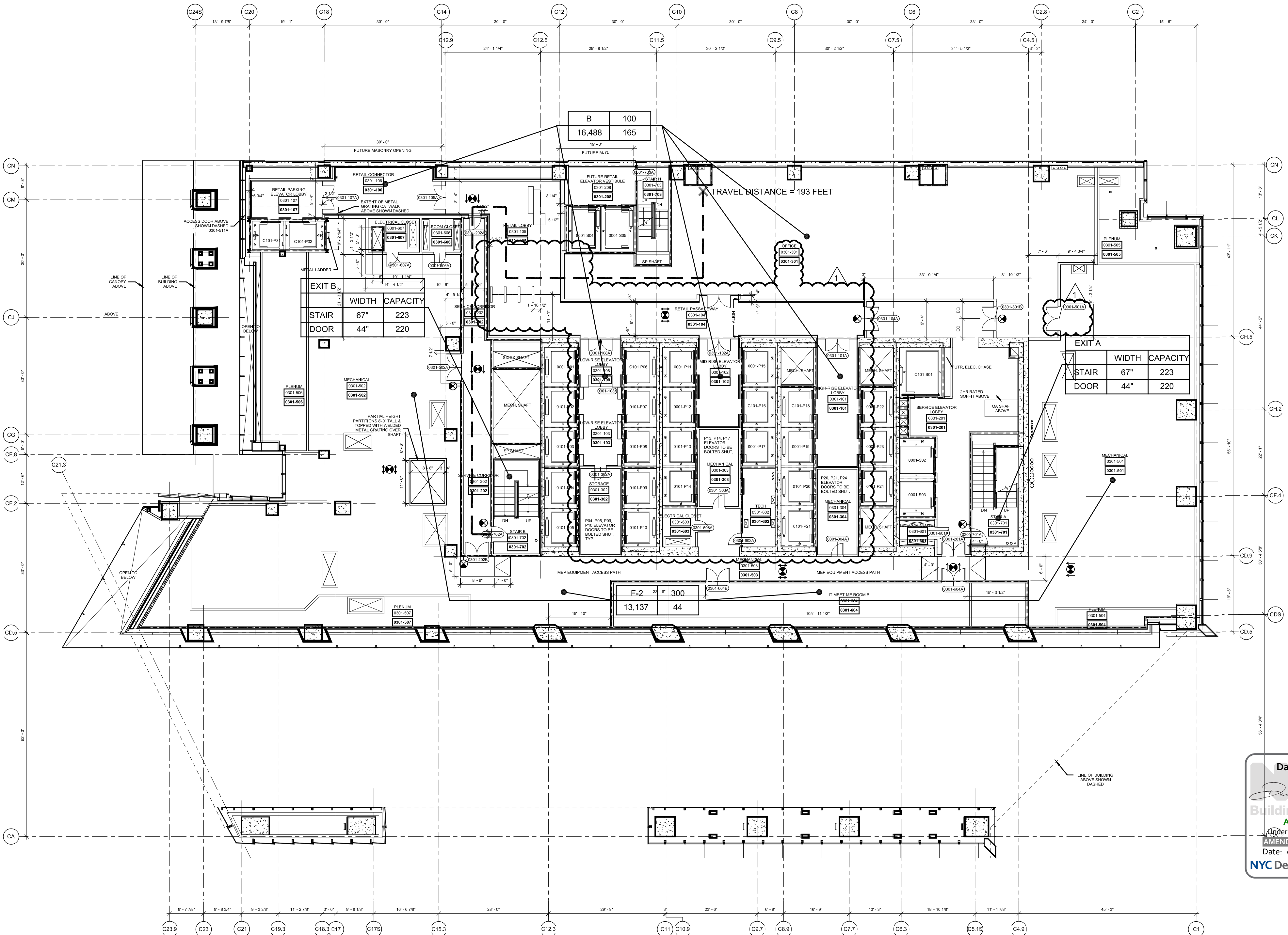
NOTE:
1. INTERIOR FIT OUT AND FLOOR OPENING ENCLOSURE BY FUTURE TENANT
2. FOR STAIR LAYOUT INCLUDING PHOTOLUMINESCENT EXIT PATH MARKINGS REFER TO A4-SERIES PLANS & SECTIONS FOR DETAIL

FLOOR 03		
AREA & OCCUPANT LOAD SUMMARY (PER 1004.1.2)		
	AREA (SF)	COUNT
BUSINESS (B)	16,488	165
MECHANICAL (F-2)	13,137	44
TOTAL	29,625	209

EXIT CAPACITY		
	INCHES	CAPACITY
EXIT A		
STAIR	67"	220
DOOR	44"	220
EXIT B		
STAIR	67"	220
DOOR	44"	220
TOTAL		440



2 Floor 04 Mechanical
SCALE: 1/16"=1'-0"



1 Floor 03 Mechanical
SCALE: 1/16"=1'-0"

Damian Titus
APPROVED
NYC Development Hub

Filename: P:\Projects\1772_westsideyards\Drawings\CAD\Sheet\TCODE_Permi_SeriesEG-SeriesHYE-TC-EG-0801.dwg Plotted by: Treiber, Joshua Plotted Time: 13/02/2015 11:09 AM

FLOOR 09		
AREA & OCCUPANT LOAD SUMMARY (PER 1004.1.2)		
	AREA (SF)	COUNT
BUSINESS (B)	39,598	396
TOTAL	39,598	396

EXIT CAPACITY		
	INCHES	CAPACITY
EXIT A		
STAIR	67	223
DOOR	44	220
EXIT B		
STAIR	67	223
DOOR	44	220
TOTAL		440

FLOOR 9			
PLUMBING FIXTURE COUNT			
	WC	UR	LAV
MEN	4	3	6
WOMEN	7	-	6
WATER FOUNTAIN			
	4		

NOTE:

1. INTERIOR FIT OUT AND FLOOR OPENING ENCLOSURE BY FUTURE TENANT

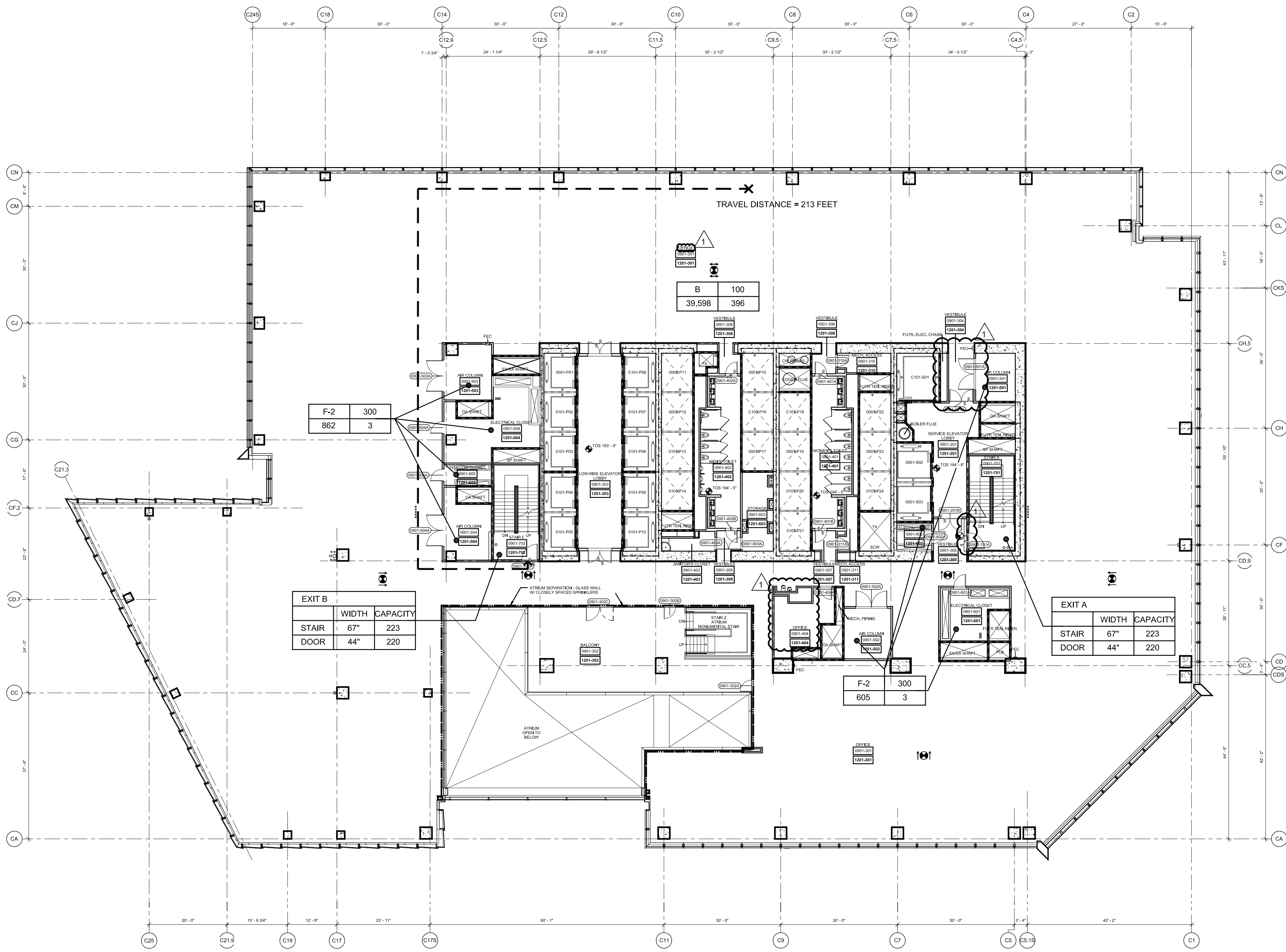
2. FOR STAIR LAYOUT INCLUDING PHOTO LUMINESCENT EXIT PATH MARKINGS REFER TO A4-SERIES PLANS & SECTIONS FOR DETAIL

SYMBOL KEY	
---	1-HOUR RATED WALL
---	2-HOUR RATED WALL
---	3-HOUR RATED WALL
---	TRAVEL DISTANCE
---	ATRIUM SEPARATION
OCCUPANCY	
	OCCUPANCY LOAD FACTOR (F/FIRER)
AREA (FT)	
	OCCUPANT LOAD (PERSONS)

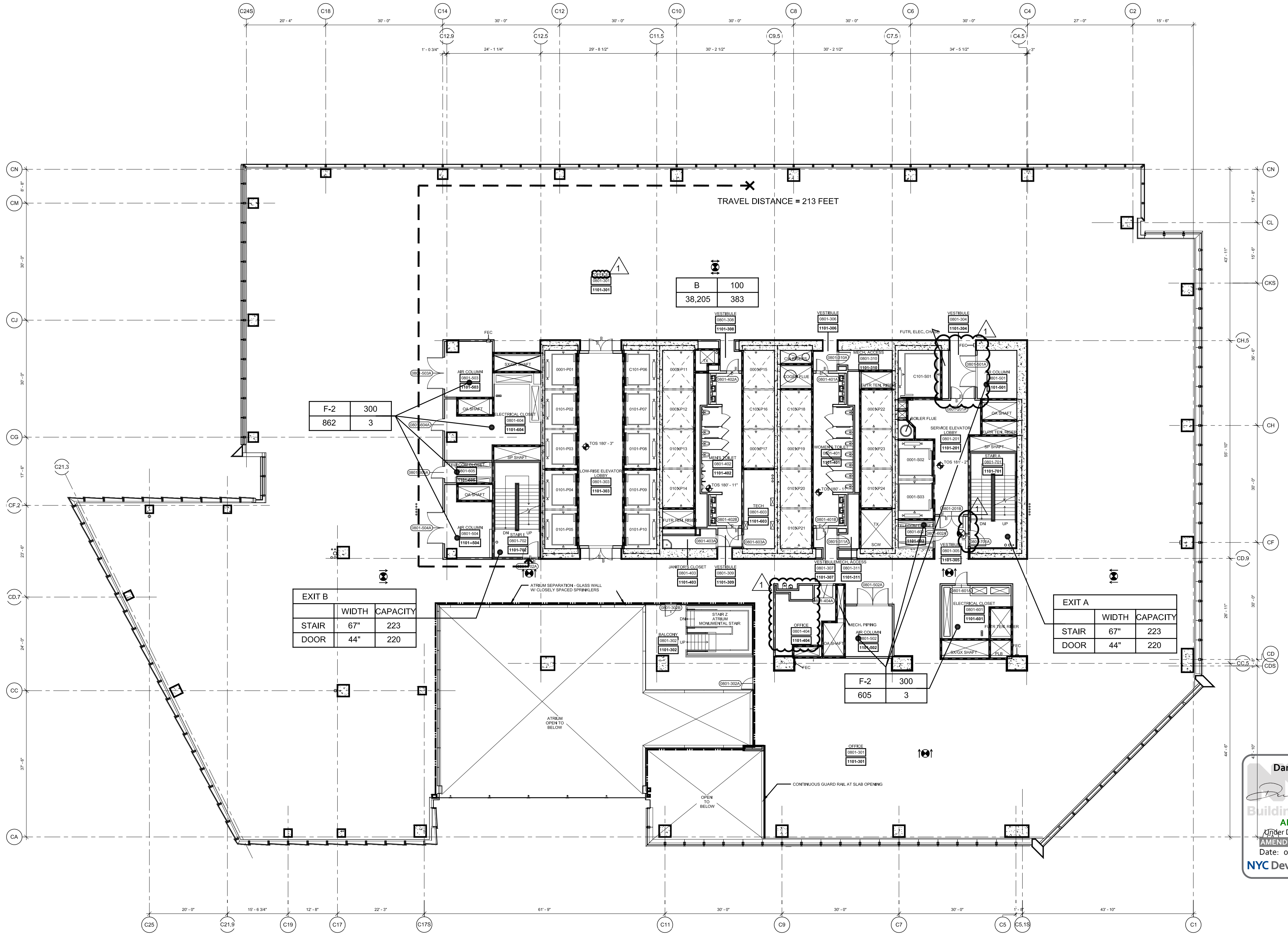
FLOOR 08		
AREA & OCCUPANT LOAD SUMMARY (PER 1004.1.2)		
	AREA (SF)	COUNT
BUSINESS (B)	38,205	383
TOTAL	38,205	383

EXIT CAPACITY		
	INCHES	CAPACITY
EXIT A		
STAIR	67	223
DOOR	44	220
EXIT B		
STAIR	67	223
DOOR	44	220
TOTAL		440


FLOOR 8			
PLUMBING FIXTURE COUNT			
	WC	UR	LAV
MEN	4	3	6
WOMEN	7	-	6
WATER FOUNTAIN			
	4		



2 Floor 09 (Marketing 10) - Low Rise Office
SCALE: 1/16"=1'-0"



1 Floor 08 (Marketing 11) - Low Rise Office
SCALE: 1/16"=1'-0"



HUDSON YARDS - TOWER C

Address
501 WEST 30TH STREET
NEW YORK, NY

Client
Related Companies
60 Columbus Circle
New York, NY 10023
Tel: 212.801.1000 Fax: 212.801.1048

Oxford Properties Group
320 Park Avenue, 17th Floor
New York, NY 10022
Tel: 212.986.7514 Fax: 212.986.7510

Construction Manager
Tishman Construction Corporation
100 Park Avenue, 5th Floor
New York, NY 10017
Tel: 212.708.3600

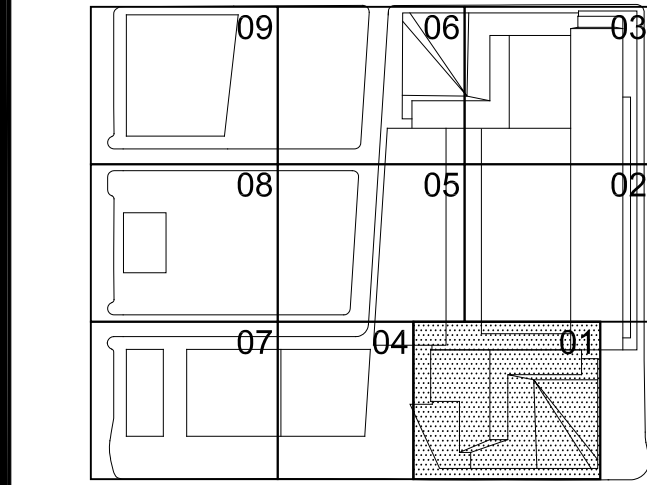
Architect
Kohn Pedersen Fox Associates PC
Architects & Planning Consultants
11 West 42nd Street
New York, NY 10036
Tel: 212.977.6590 Fax: 212.956.2526

Structural Engineer
Thomson Tomasetti, Inc.
51 Madison Avenue
New York, NY 10010
Tel: 917.661.7800 Fax: 917.661.7801

Mechanical, Electrical, Plumbing, Fire Protection
Jarvis Baum & Bolles Consulting Engineers
80 Pine Street
New York, NY 10013
Tel: 212.530.9300 Fax: 212.269.5894

2	POST APPROVAL AMENDMENT	11/21/2014
1	D.O.B. BUILDING PERMIT FILING	02/22/2013
No.		Date

Key Plan



Date
03/22/2013
Project No.
1776.10
Drawing No.
HYE-TC-EG-0801

LIFE SAFETY
FLOOR PLANS 08-09
(MARKETING 11-12)
EG-0801

EG-107.01

SHEET 9 OF 23

Filename: P:\Projects\1772_westsideyards\Drawings\CAD\Sheet\HYE-TC-EG-1001.dwg Plotted by: Treiber, Joshua Plotted Time: 13/02/2015 11:12 AM

FLOOR 11		
AREA & OCCUPANT LOAD SUMMARY (PER 1004.1.2)		
	AREA (SF)	COUNT
BUSINESS (B)	39,634	397
TOTAL	39,634	397

EXIT CAPACITY		
	INCHES	CAPACITY
EXIT A		
STAIR	67	223
DOOR	44	220
EXIT B		
STAIR	67	223
DOOR	44	220
TOTAL		440

PLUMBING FIXTURE COUNT SUMMARY			
	WC	UR	LAV
MEN	4	3	6
WOMEN	7	-	6
DRINKING FOUNTAIN			4

NOTE:

1. INTERIOR FIT OUT AND FLOOR OPENING ENCLOSURE BY FUTURE TENANT

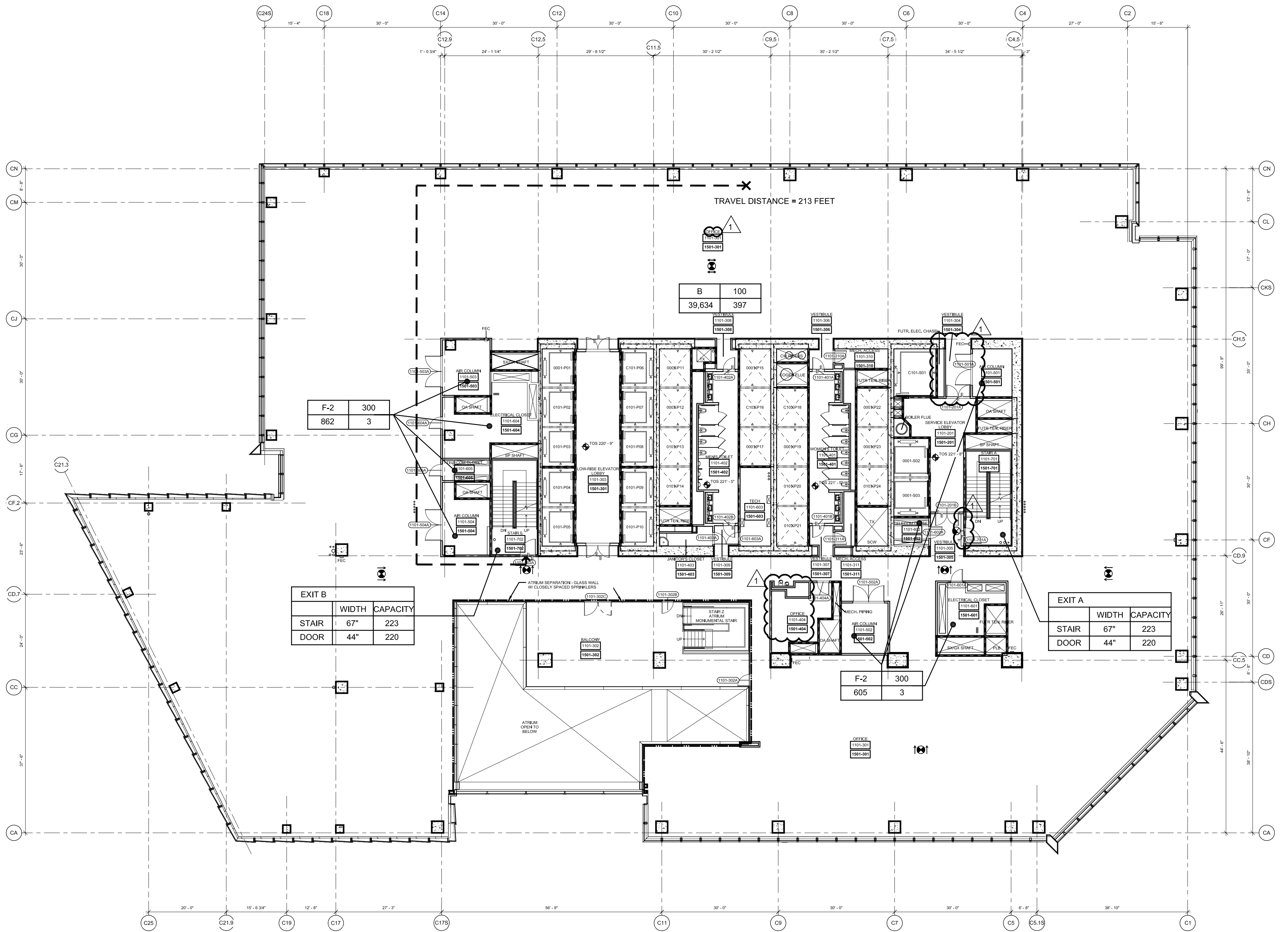
2. FOR STAIR LAYOUT INCLUDING PHOTO LUMINESCENT EXIT PATH MARKINGS REFER TO M-SERIES PLANS & SECTIONS FOR DETAIL

SYMBOL KEY	
	1-HOUR RATED WALL
	2-HOUR RATED WALL
	3-HOUR RATED WALL
	TRAVEL DISTANCE
	ATRIUM SEPARATION
	OCCUPANCY AREA (FT²)
	OCCUPANCY LOAD FACTOR (F/T/PER)
	OCCUPANT LOAD (PERSONS)

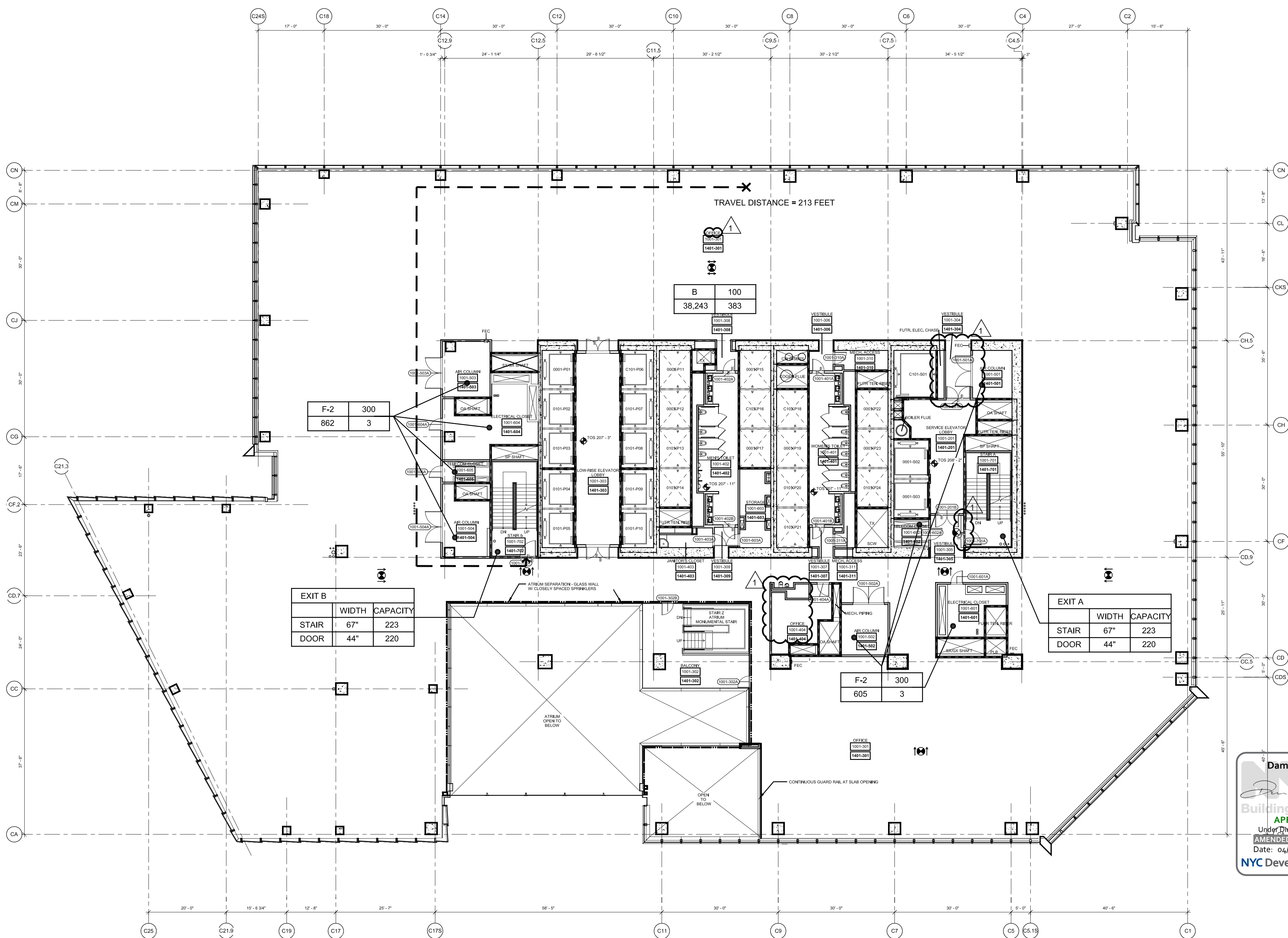
FLOOR 10		
AREA & OCCUPANT LOAD SUMMARY (PER 1004.1.2)		
	AREA (SF)	COUNT
BUSINESS (B)	38,243	383
TOTAL	38,243	383

EXIT CAPACITY		
	INCHES	CAPACITY
EXIT A		
STAIR	67	223
DOOR	44	220
EXIT B		
STAIR	67	223
DOOR	44	220
TOTAL		440


PLUMBING FIXTURE COUNT SUMMARY			
	WC	UR	LAV
MEN	4	3	6
WOMEN	7	-	6
DRINKING FOUNTAIN			4



2 Floor 11 (Marketing 10) - Low Rise Office
SCALE: 1/16"=1'-0"



1 Floor 10 (Marketing 10) - Low Rise Office
SCALE: 1/16"=1'-0"



HUDSON YARDS - TOWER C

Address
501 WEST 30TH STREET
NEW YORK, NY

Client
Related Companies
60 Columbus Circle
New York, NY 10023
Tel: 212.801.1000 Fax: 212.801.1048

Oxford Properties Group
320 Park Avenue, 17th Floor
New York, NY 10022
Tel: 212.986.7514 Fax: 212.986.7510

Construction Manager
Tishman Construction Corporation
100 Park Avenue, 5th Floor
New York, NY 10017
Tel: 212.708.3600


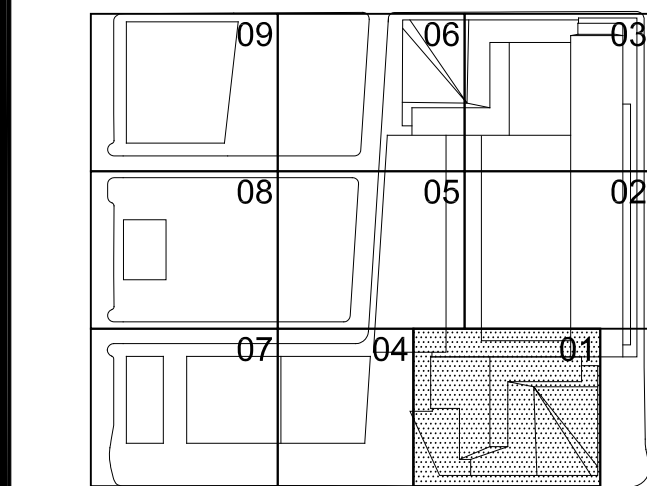
Architect
Kohn Pedersen Fox Associates PC
Architects & Planning Consultants
11 West 42nd Street
New York, NY 10036
Tel: 212.977.6590 Fax: 212.956.2526

Structural Engineer
Thomson Tomasetti, Inc.
51 Madison Avenue
New York, NY 10010
Tel: 917.661.7800 Fax: 917.661.7801

Mechanical, Electrical, Plumbing, Fire Protection
Jarvis Baum & Bolles Consulting Engineers
80 Pine Street
New York, NY 10013
Tel: 212.530.9300 Fax: 212.269.5894

2	POST APPROVAL AMENDMENT	11/21/2014
1	D.O.B. BUILDING PERMIT FILING	05/22/2013
N/A	None	None

Key Plan



HYE-TC-EG-1001

LIFE SAFETY
FLOOR PLANS 10-11
(MARKETING 14-15)
EG-1001
B-S&V Drawing Number
EG-108.01

Filename: P:\Projects\1772_westsideyards\Drawings\CAD\Sheet\HYE-TC-EG-1201.dwg Plotted by: Trelber, Joshua Plot Time: 13/02/2015 11:15 AM

FLOOR 13		
AREA & OCCUPANT LOAD SUMMARY (PER 1004.1.2)		
	AREA (SF)	COUNT
BUSINESS (B)	39,659	397
TOTAL	39,659	397

EXIT CAPACITY		
	INCHES	CAPACITY
EXIT A		
STAIR	67	223
DOOR	44	220
EXIT B		
STAIR	67	223
DOOR	44	220
TOTAL		440

PLUMBING FIXTURE COUNT SUMMARY			
	WC	UR	LAV
MEN	4	3	6
WOMEN	7	-	6
DRINKING FOUNTAIN			4

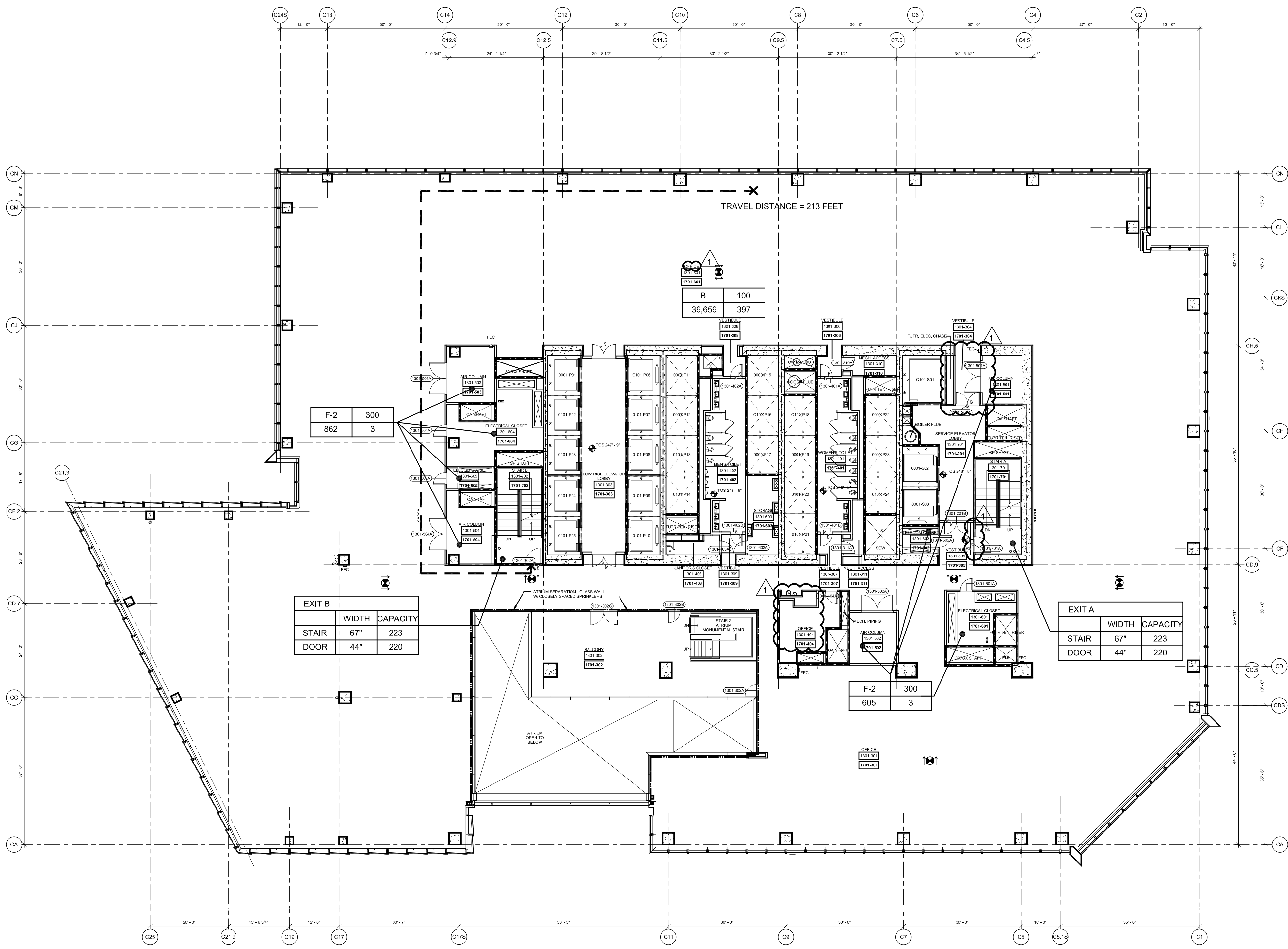
- NOTE:
- INTERIOR FIT OUT AND FLOOR OPENING ENCLOSURE BY FUTURE TENANT
 - FOR STAIR LAYOUT INCLUDING PHOTOLUMINESCENT EXIT PATH MARKINGS REFER TO A4-SERIES PLANS & SECTIONS FOR DETAIL

SYMBOL KEY	
---	1-HOUR RATED WALL
- - -	2-HOUR RATED WALL
- . -	3-HOUR RATED WALL
---	TRAVEL DISTANCE
---	ATRIUM SEPARATION
---	OCCUPANCY LOAD FACTOR (F1 PER)
---	AREA (FT ²)
---	OCCUPANT LOAD (PERSONS)

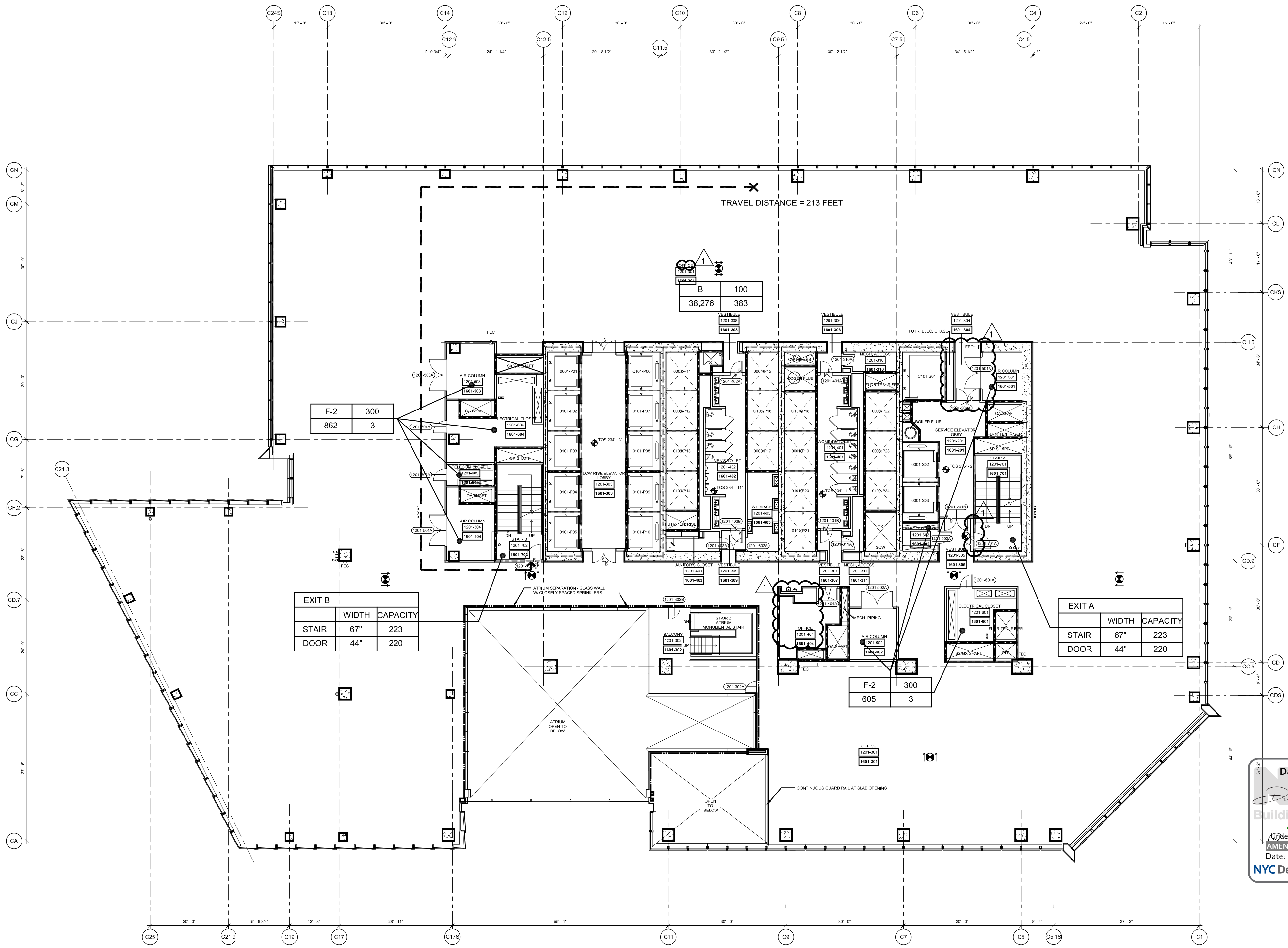
FLOOR 12		
AREA & OCCUPANT LOAD SUMMARY (PER 1004.1.2)		
	AREA (SF)	COUNT
BUSINESS (B)	38,276	383
TOTAL	38,276	383

EXIT CAPACITY		
	INCHES	CAPACITY
EXIT A		
STAIR	67	223
DOOR	44	220
EXIT B		
STAIR	67	223
DOOR	44	220
TOTAL		440


PLUMBING FIXTURE COUNT SUMMARY			
	WC	UR	LAV
MEN	4	3	6
WOMEN	7	-	6
DRINKING FOUNTAIN			4



2 Floor 13 (Marketing 17) - Low Rise Office
SCALE: 1/16"=1'-0"



1 Floor 12 (Marketing 16) - Low Rise Office
SCALE: 1/16"=1'-0"



HUDSON YARDS - TOWER C

Address
501 WEST 30TH STREET
NEW YORK, NY

Client
Related Companies
60 Columbus Circle
New York, NY 10023
Tel: 212.801.1000 Fax: 212.801.1048

Oxford Properties Group
320 Park Avenue, 17th Floor
New York, NY 10022
Tel: 212.986.7514 Fax: 212.986.7510

Construction Manager
Tishman Construction Corporation
100 Park Avenue, 5th Floor
New York, NY 10017
Tel: 212.708.3600

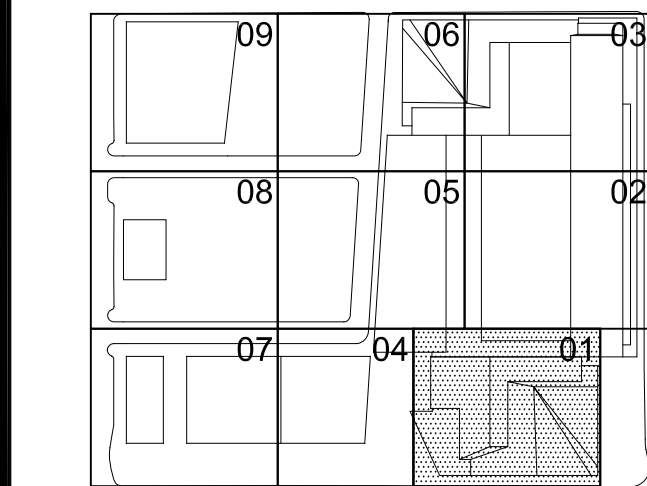
Architect
Kohn Pedersen Fox Associates PC
Architects & Planning Consultants
11 West 42nd Street
New York, NY 10036
Tel: 212.977.6590 Fax: 212.956.2526

Structural Engineer
Thomson Tomasetti, Inc.
51 Madison Avenue
New York, NY 10010
Tel: 917.661.7800 Fax: 917.661.7801

Mechanical, Electrical, Plumbing, Fire Protection
Jarvis Baum & Bolles Consulting Engineers
80 Pine Street
New York, NY 10013
Tel: 212.530.9300 Fax: 212.269.5894

2	POST APPROVAL AMENDMENT	11/21/2014
1	D.O.B. BUILDING PERMIT FILING	02/22/2013
No.		Date

Key Plan



Date
03/22/2013
Project No.
1776,10
Drawing No.
Sheet Number
HYE-TC-EG-1201
Drawing Title

LIFE SAFETY
FLOOR PLANS 12-13
(MARKETING 16-17)
EG-1201

8-Scale Drawing Number
EG-109.01

Filename: P:\Projects\1772_westsideyards\Drawings\CAD\Sheet\HVE\TC-EG-1401.dwg Plotted by: Treiber, Joshua Plotted Time: 13/02/2015 11:17 AM

FLOOR 15		
AREA & OCCUPANT LOAD SUMMARY (PER 1004.1.2)		
	AREA (SF)	COUNT
BUSINESS (B)	39,672	397
TOTAL	39,672	397

EXIT CAPACITY		
	INCHES	CAPACITY
EXIT A		
STAIR	67	223
DOOR	44	220
EXIT B		
STAIR	67	223
DOOR	44	220
TOTAL		440

PLUMBING FIXTURE COUNT SUMMARY			
	WC	UR	LAV
MEN	4	3	6
WOMEN	7	-	6
DRINKING FOUNTAIN			4

NOTE:

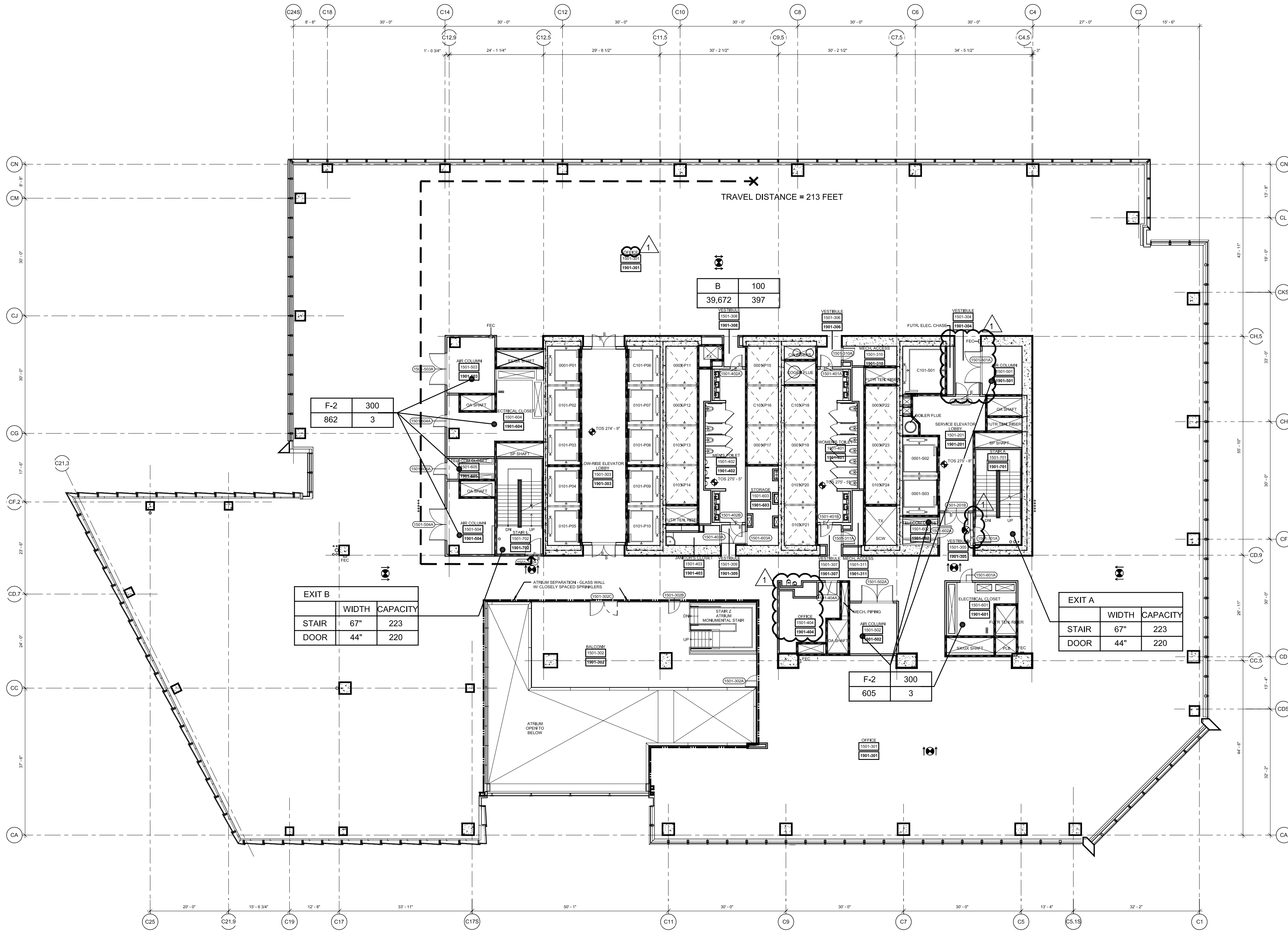
- INTERIOR FIT OUT AND FLOOR OPENING ENCLOSURE BY FUTURE TENANT
- FOR STAIR LAYOUT INCLUDING PHOTOLUMINESCENT EXIT PATH MARKINGS REFER TO A4-SERIES PLANS & SECTIONS FOR DETAIL

SYMBOL KEY	
---	1-HOUR RATED WALL
---	2-HOUR RATED WALL
---	3-HOUR RATED WALL
---	TRAVEL DISTANCE
---	ATRIUM SEPARATION
OCCUPANCY	
AREA (FT ²)	OCCUPANT LOAD (PERSONS)

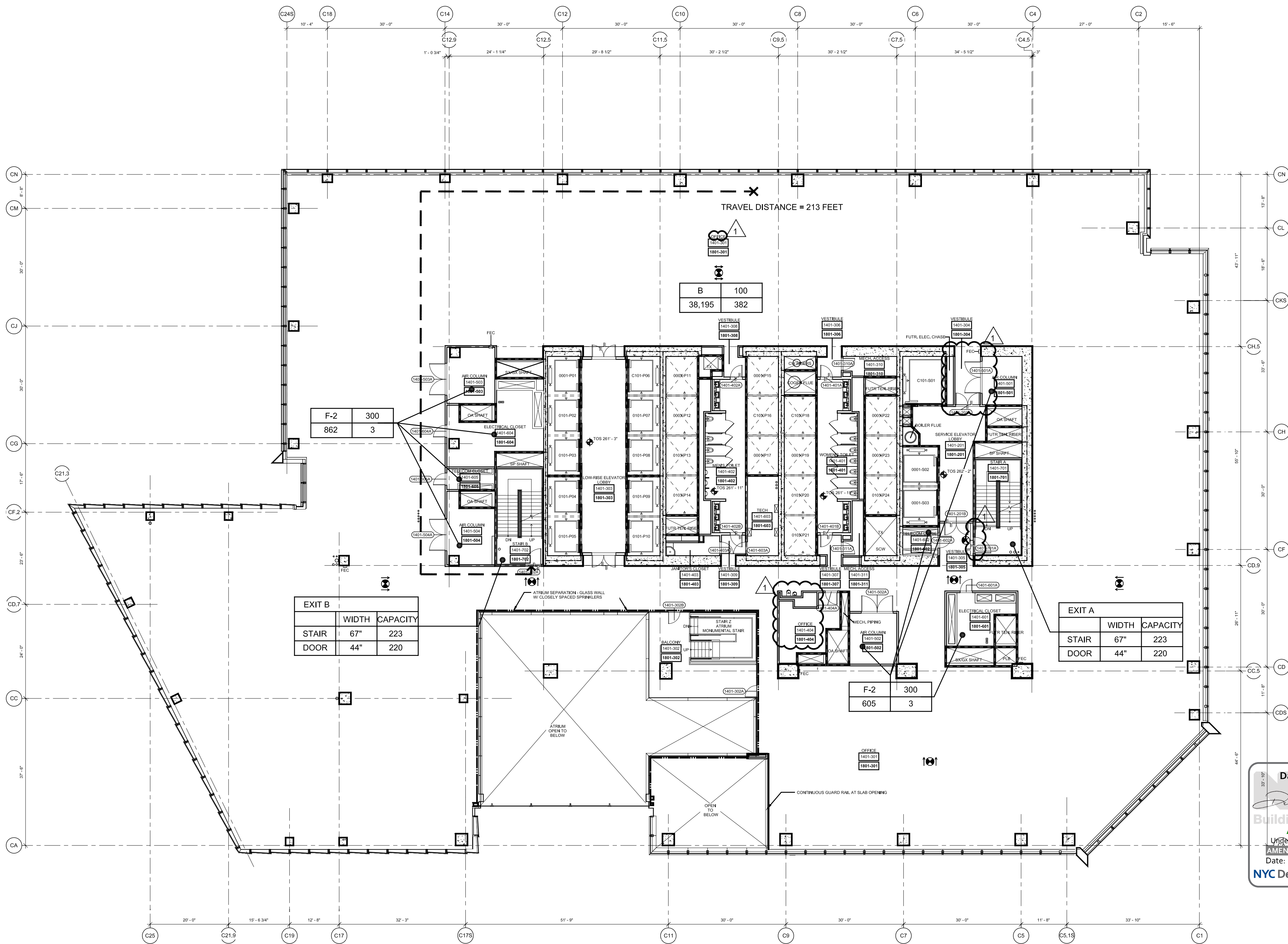
FLOOR 14		
AREA & OCCUPANT LOAD SUMMARY (PER 1004.1.2)		
	AREA (SF)	COUNT
BUSINESS (B)	38,195	382
TOTAL	38,195	382

EXIT CAPACITY		
	INCHES	CAPACITY
EXIT A		
STAIR	67	223
DOOR	44	220
EXIT B		
STAIR	67	223
DOOR	44	220
TOTAL		440

PLUMBING FIXTURE COUNT SUMMARY			
	WC	UR	LAV
MEN	4	3	6
WOMEN	7	-	6
DRINKING FOUNTAIN			4



2 Floor 15 (Marketing 15) - Low Rise Office
SCALE: 1/16\"/>



1 Floor 14 (Marketing 14) - Low Rise Office
SCALE: 1/16\"/>

HUDSON YARDS - TOWER C

Address
501 WEST 30TH STREET
NEW YORK, NY

Client
Related Companies
60 Columbus Circle
New York, NY 10023
Tel: 212.801.1000 Fax: 212.801.1048

Oxford Properties Group
320 Park Avenue, 17th Floor
New York, NY 10022
Tel: 212.986.7514 Fax: 212.986.7510

Construction Manager
Tishman Construction Corporation
100 Park Avenue, 5th Floor
New York, NY 10017
Tel: 212.708.3600

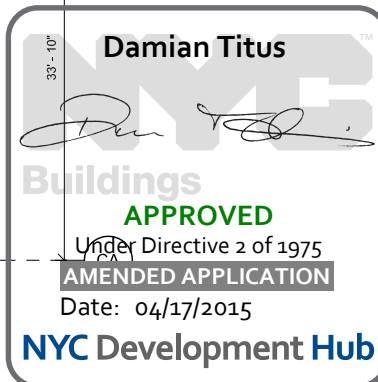
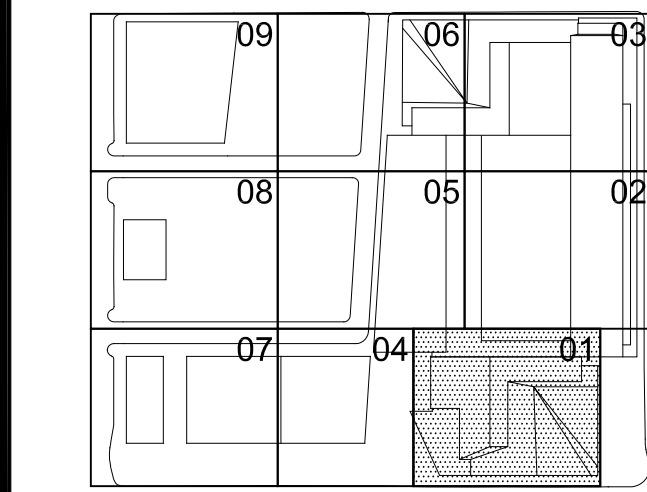
Architect
Kohn Pedersen Fox Associates PC
Architects & Planning Consultants
11 West 42nd Street
New York, NY 10036
Tel: 212.977.6500 Fax: 212.956.2526

Structural Engineer
Thomson Tomasetti, Inc.
51 Madison Avenue
New York, NY 10010
Tel: 917.661.7800 Fax: 917.661.7801

Mechanical, Electrical, Plumbing, Fire Protection
Jarvis Baum & Bolles Consulting Engineers
80 Pine Street
New York, NY 10013
Tel: 212.530.9300 Fax: 212.269.5894

2	POST APPROVAL AMENDMENT	11/21/2014
1	D.O.B. BUILDING PERMIT FILING	05/22/2013

Key Plan



Date
03/22/2013

Project No.
1776.10

Sheet No.

HYE-TC-EG-1401

Drawing Title

LIFE SAFETY
FLOOR PLANS 14-15
(MARKETING (S-10))

EG-1401

R-SCM Drawing Number

EG-110.01

Filename: P:\Projects\1772_westsideyards\Drawings\CAD\Sheet\HYE-TC-EG-1601.dwg Plotted by: Trelber, Joshua Plot Time: 13/02/2015 1:45 PM

FLOOR 17		
AREA & OCCUPANT LOAD SUMMARY (PER 1004.1.2)		
	AREA (SF)	COUNT
BUSINESS (B)	39,673	397
TOTAL	39,673	397

EXIT CAPACITY		
EXIT	INCHES	CAPACITY
EXIT A		
STAIR	67	223
DOOR	44	220
EXIT B		
STAIR	67	223
DOOR	44	220
TOTAL		440

PLUMBING FIXTURE COUNT SUMMARY			
	WC	UR	LAV
MEN	4	3	6
WOMEN	7	-	6
DRINKING FOUNTAIN			4

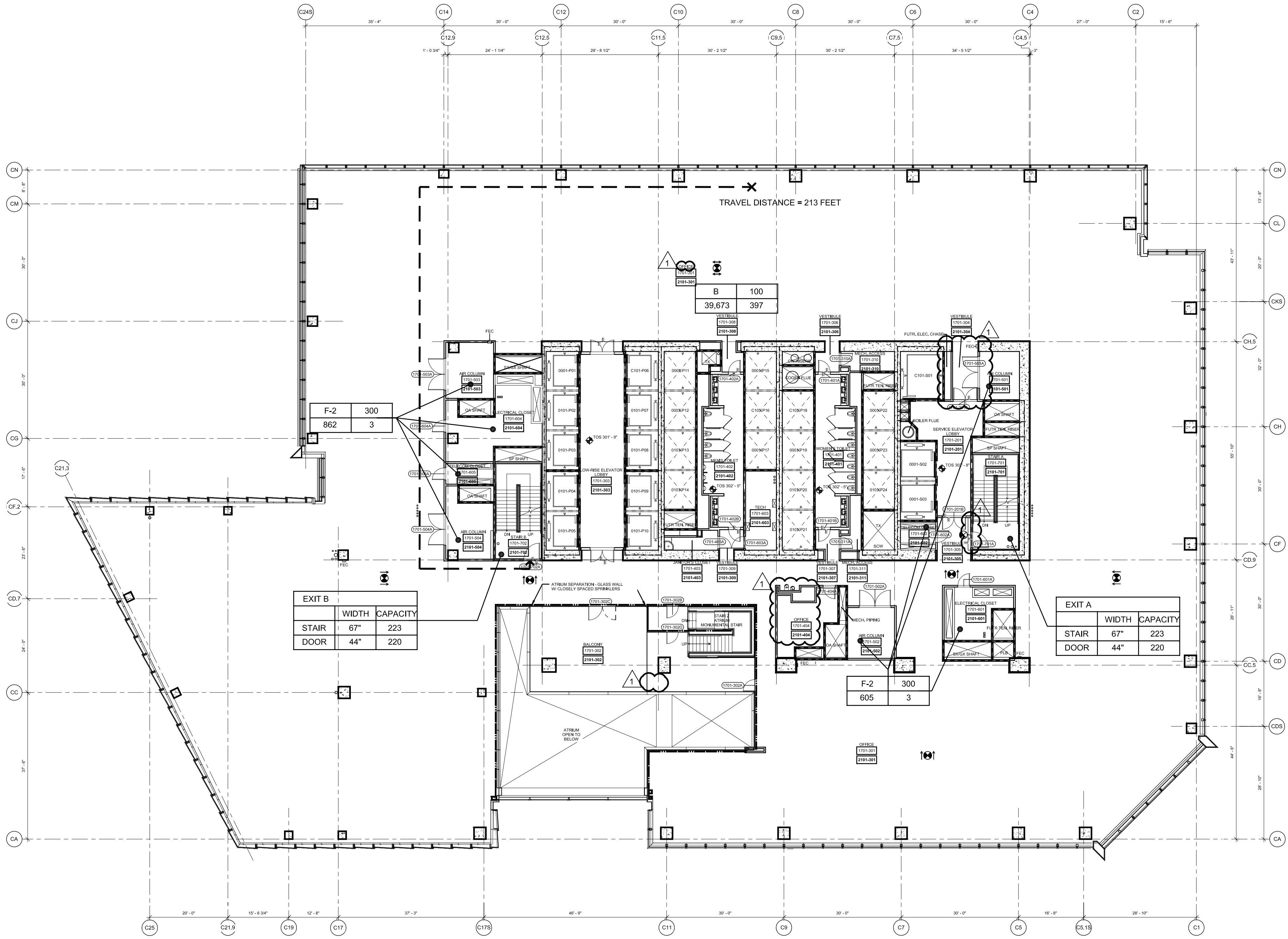
- NOTE:
1. INTERIOR FIT OUT AND FLOOR OPENING ENCLOSURE BY FUTURE TENANT
 2. FOR STAIR LAYOUT INCLUDING PHOTOLUMINESCENT EXIT PATH MARKINGS REFER TO A4-SERIES PLANS & SECTIONS FOR DETAIL

SYMBOL KEY	
---	1-HOUR RATED WALL
- - -	2-HOUR RATED WALL
---	3-HOUR RATED WALL
---	TRAVEL DISTANCE
---	ATRIUM SEPARATION
OCCUPANCY	
AREA (FT ²)	OCCUPANT LOAD (PERSONS)

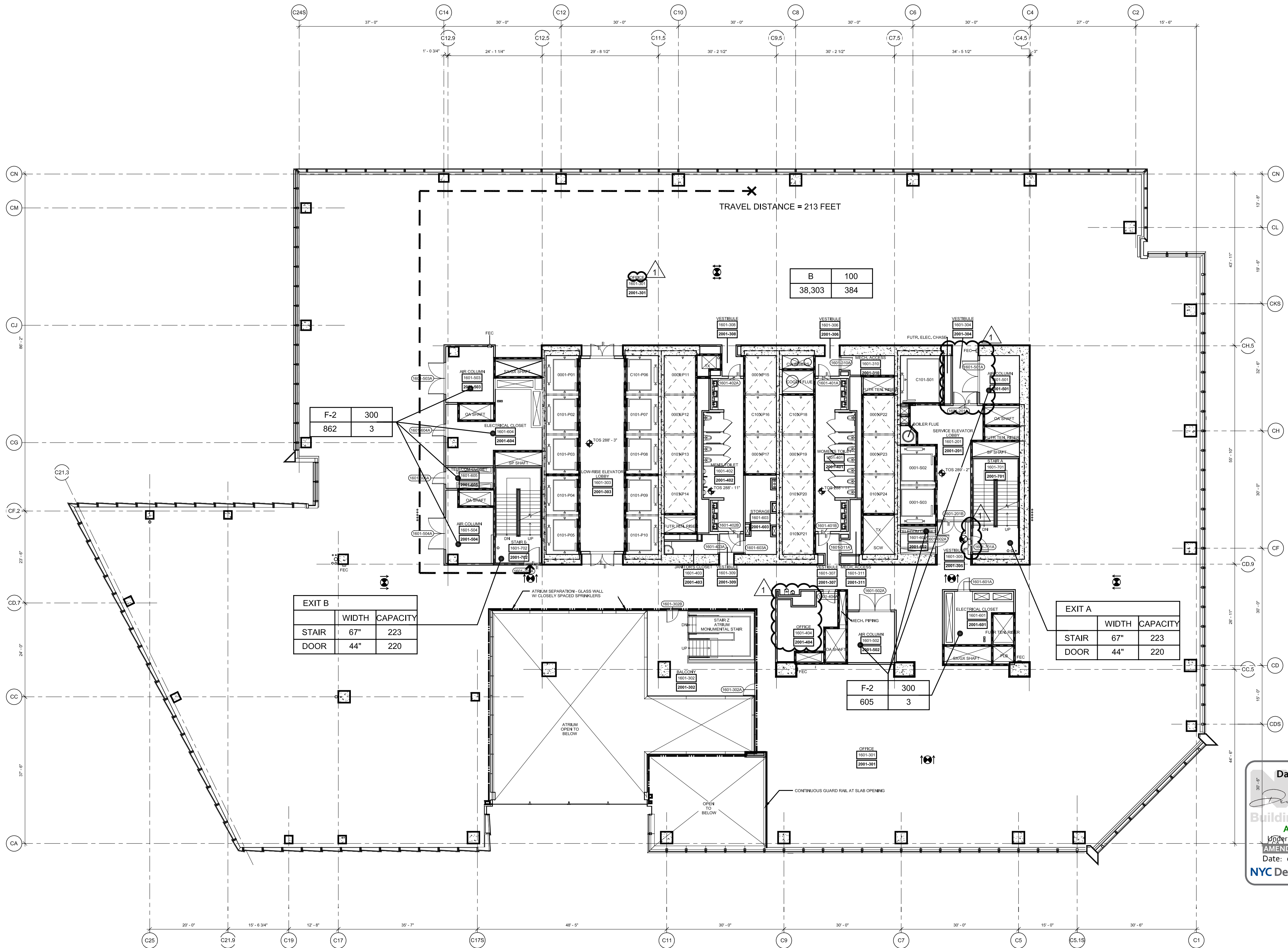
FLOOR 16		
AREA & OCCUPANT LOAD SUMMARY (PER 1004.1.2)		
	AREA (SF)	COUNT
BUSINESS (B)	38,303	384
TOTAL	38,303	384

EXIT CAPACITY		
EXIT	INCHES	CAPACITY
EXIT A		
STAIR	67	223
DOOR	44	220
EXIT B		
STAIR	67	223
DOOR	44	220
TOTAL		440


PLUMBING FIXTURE COUNT SUMMARY			
	WC	UR	LAV
MEN	4	3	6
WOMEN	7	-	6
DRINKING FOUNTAIN			4



2 Floor 17 - Low Rise Office
SCALE: 1/16"=1'-0"



1 Floor 16 - Low Rise Office
SCALE: 1/16"=1'-0"



HUDSON YARDS - TOWER C

Address
501 WEST 30TH STREET
NEW YORK, NY

Client
Related Companies
60 Columbus Circle
New York, NY 10023
Tel: 212.801.1000 Fax: 212.801.1048

Oxford Properties Group
320 Park Avenue, 17th Floor
New York, NY 10022
Tel: 212.986.7514 Fax: 212.986.7510

Construction Manager
Tishman Construction Corporation
100 Park Avenue, 5th Floor
New York, NY 10017
Tel: 212.708.3600

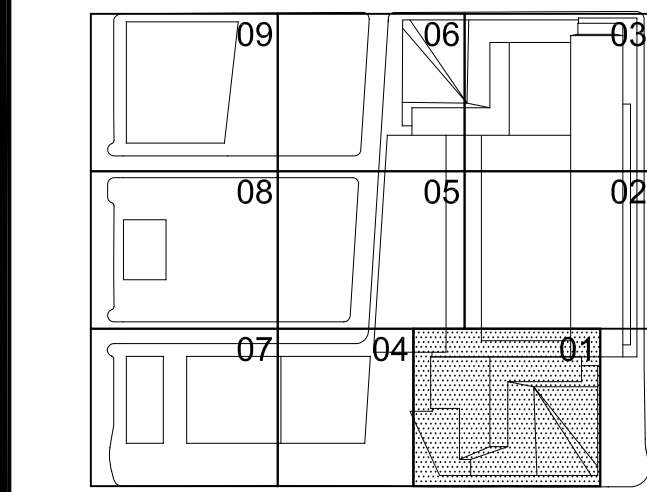
Architect
Kohn Pedersen Fox Associates PC
Architects & Planning Consultants
11 West 42nd Street
New York, NY 10036
Tel: 212.977.6590 Fax: 212.956.2526

Structural Engineer
Thomson Tomasetti, Inc.
51 Madison Avenue
New York, NY 10010
Tel: 917.661.7800 Fax: 917.661.7801

Mechanical, Electrical, Plumbing, Fire Protection
Jarvis Baum & Bolles Consulting Engineers
80 Pine Street
New York, NY 10013
Tel: 212.530.9300 Fax: 212.269.5894

2	POST APPROVAL AMENDMENT	11/21/2014
1	D.O.B. BUILDING PERMIT FILING	02/22/2013
N/A	None	None

Key Plan



Date

03/22/2013

Project No.

1776.10

Sheet No.

HYE-TC-EG-1601

Drawing Title

LIFE SAFETY
FLOOR PLANS 16-17
(MARKETING 20-21)

EG-1601

B-SCM Drawing Number

EG-111.01

Filename: P:\Projects\1772_westsideyards\Drawings\CAD\Sheet\HYE-TC-EG-1801.dwg Plotted by: Trelber, Joshua Plotted Time: 2/22/2015 1:48 PM

FLOOR 18		
WEST COMPARTMENT		
AREA & OCCUPANT LOAD SUMMARY (PER 1004.1.2)		
	AREA (SF)	COUNT
ASSEMBLY (A-2)	5,796	386
BUSINESS (B)**	4,848	51
MECHANICAL (F-2)	862	3
TOTAL	10,478	440

FLOOR 18		
EAST COMPARTMENT		
AREA & OCCUPANT LOAD SUMMARY (PER 1004.1.2)		
	AREA (SF)	COUNT
ASSEMBLY (A-2)	1,720	114
BUSINESS (B)**	20,960	324
MECHANICAL (F-2)	595	2
TOTAL	24,091	440

** THE ACTUAL NUMBER OF OCCUPANTS IS HIGHER THAN THE CALCULATED NUMBER. THEREFORE, THE ACTUAL NUMBER OF OCCUPANTS IS USED PER 1004.1.1

EXIT CAPACITY

	INCHES	CAPACITY
EAST COMPARTMENT		
EXIT A		
STAIR	67	223
DOOR	44	220
HORIZONTAL EXIT 2*		
DOOR	33	165
HORIZONTAL EXIT 3*		
DOOR	33	165

WEST COMPARTMENT		
EXIT B		
STAIR	67	223
DOOR	44	220
HORIZONTAL EXIT 1*		
DOOR	33	165
HORIZONTAL EXIT 4*		
DOOR	33	165

* HORIZONTAL EXITS WILL ACCOMMODATE A MAXIMUM OF 50% OF THE NUMBER OF EXITS AND EXIT CAPACITY. THEREFORE, THE EXIT CAPACITY FOR THE HORIZONTAL EXIT WILL BE LIMITED TO A MAXIMUM OF 220 PERSONS FOR THE EAST COMPARTMENT AND 220 PERSONS FOR THE WEST COMPARTMENT.

BASE BUILDING FIXTURE COUNT SUMMARY			
	WC	UR	LAV
MEN	4	3	6
WOMEN	7	-	6
DRINKING FOUNTAIN			2

FIXTURES TO BE PROVIDED BY TENANT			
	WC	UR	LAV
MEN	3	1	1
WOMEN	3	-	1
DRINKING FOUNTAIN			5

NOTE:

1. INTERIOR FIT OUT AND FLOOR OPENING ENCLOSURE BY FUTURE TENANT

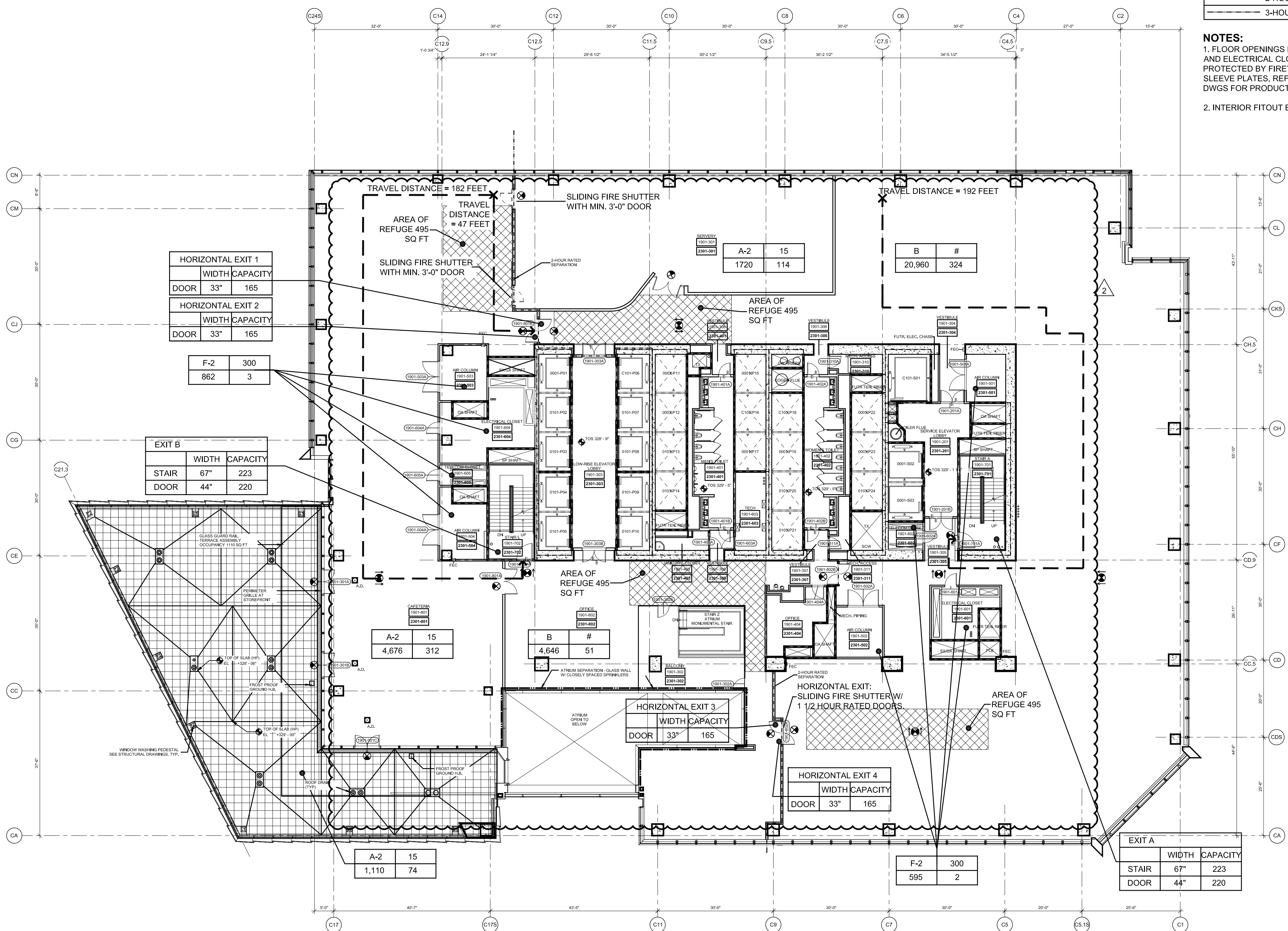
2. FOR STAIR LAYOUT INCLUDING PHOTO LUMINESCENT EXIT PATH MARKINGS REFER TO A4-SERIES PLANS & SECTIONS FOR DETAIL.

SYMBOL KEY		
---	1-HOUR RATED WALL	
---	2-HOUR RATED WALL	
---	3-HOUR RATED WALL	
---	TRAVEL DISTANCE	
---	TRIUM SEPARATION	
---	OCCUPANCY	OCCUPANCY LOAD FACTOR (FT ² /PER)
---	AREA (FT ²)	OCCUPANT LOAD (PERSONS)

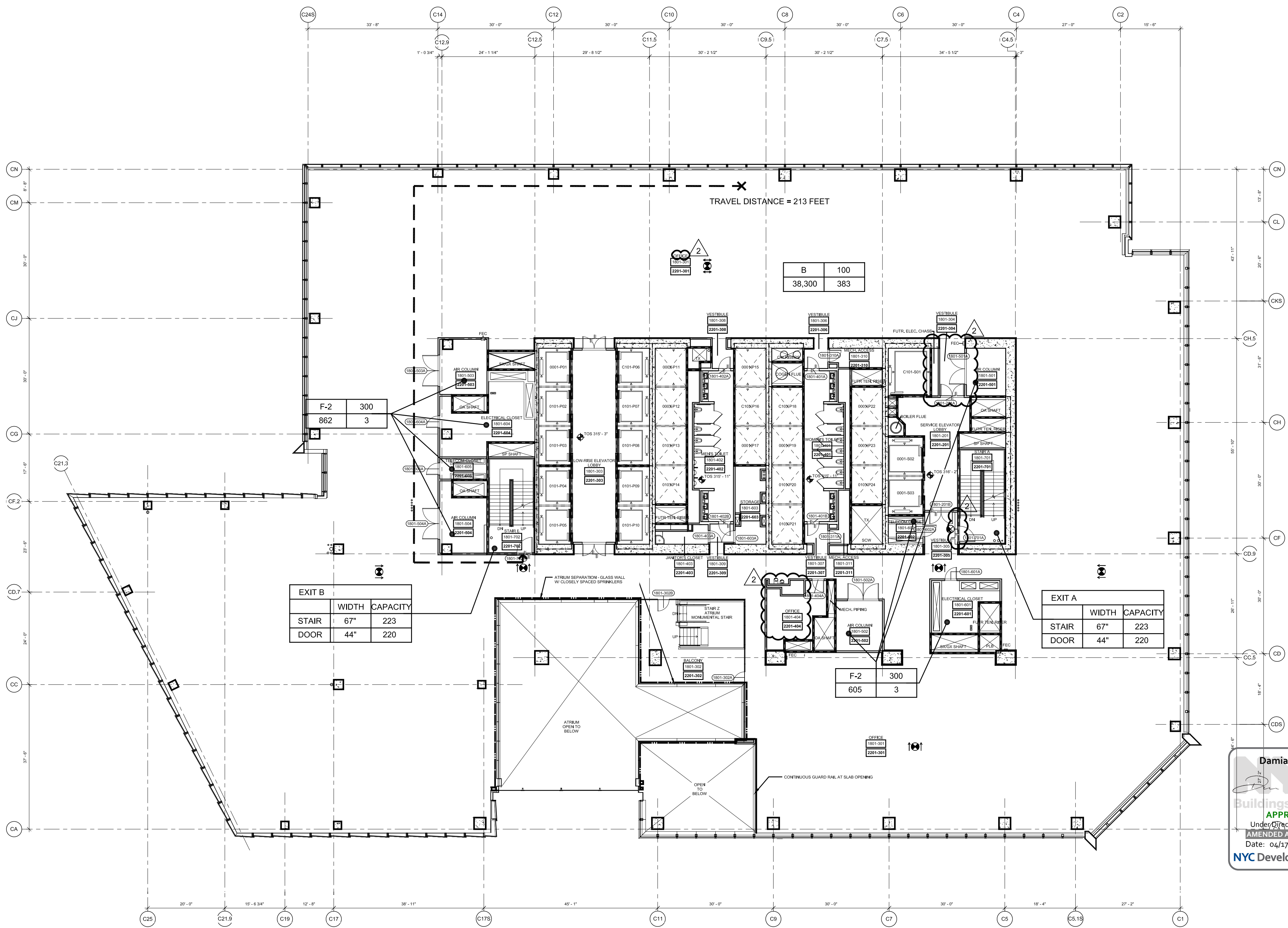
FLOOR 18		
AREA & OCCUPANT LOAD SUMMARY (PER 1004.1.2)		
	AREA (SF)	COUNT
BUSINESS (B)	38,300	383
TOTAL	38,300	383

EXIT CAPACITY		
	INCHES	CAPACITY
EXIT A		
STAIR	67	223
DOOR	44	220
EXIT B		
STAIR	67	223
DOOR	44	220
TOTAL		440

PLUMBING FIXTURE COUNT SUMMARY			
	WC	UR	LAV
MEN	4	3	6
WOMEN	7	-	6
DRINKING FOUNTAIN			4



2 Floor 19 (Marketing 22) - Low Rise Office & Terrace
SCALE: 1/16"=1'-0"



1 Floor 18 (Marketing 22) - Low Rise Office
SCALE: 1/16"=1'-0"

SYMBOL KEY	
---	1-HOUR RATED WALL
---	2-HOUR RATED WALL
---	3-HOUR RATED WALL

NOTES:
1. FLOOR OPENINGS INSIDE TELECOM AND ELECTRICAL CLOSETS ARE TO BE PROTECTED BY BRIGHT CONDUIT SLEEVE PLATES. REFER TO ELECTRICAL DWGS FOR PRODUCT INFORMATION.
2. INTERIOR FITOUT BY FUTURE TENANT.

HUDSON YARDS - TOWER C

Address
501 WEST 30TH STREET
NEW YORK, NY

Client
Related Companies
60 Columbus Circle
New York, NY 10023
Tel: 212.801.1000 Fax: 212.801.1048

Oxford Properties Group
320 Park Avenue, 17th Floor
New York, NY 10022
Tel: 212.986.7514 Fax: 212.986.7510

Construction Manager
Tishman Construction Corporation
100 Park Avenue, 5th Floor
New York, NY 10017
Tel: 212.708.3600


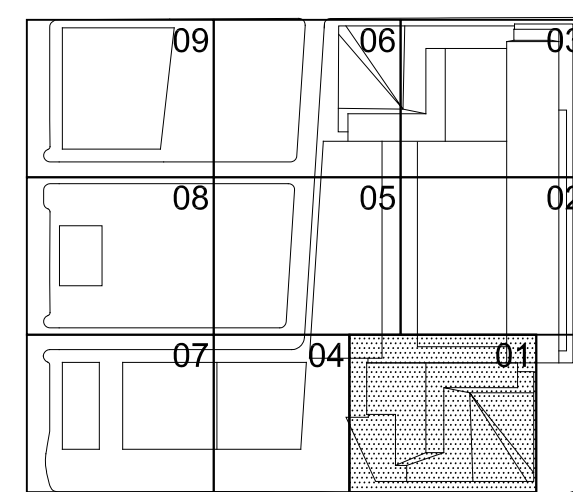
Architect
Kohn Pedersen Fox Associates PC
Architects & Planning Consultants
11 West 42nd Street
New York, NY 10036
Tel: 212.977.6500 Fax: 212.956.2526

Structural Engineer
Thomson Townsend, Inc.
51 Madison Avenue
New York, NY 10010
Tel: 917.661.7800 Fax: 917.661.7801

Mechanical, Electrical, Plumbing, Fire Protection
Jaros Baum & Bolles Consulting Engineers
80 Pine Street
New York, NY 10013
Tel: 212.530.9300 Fax: 212.269.5894

3	POST APPROVAL AMENDMENT	11/21/2014
2	POST APPROVAL AMENDMENT	10/31/2014
1	D.O.B. BUILDING PERMIT FILING	02/22/2015
Rev.		Date

Key Plan



Date
02/22/2015
Project No.
1776.10
Drawing No.

Sheet Number
HYE-TC-EG-1801

Drawing Title

LIFE SAFETY
FLOOR PLANS 18-19
(MARKETING 22.23)
EG-1801

8-Scale Drawing Number

EG-112.01

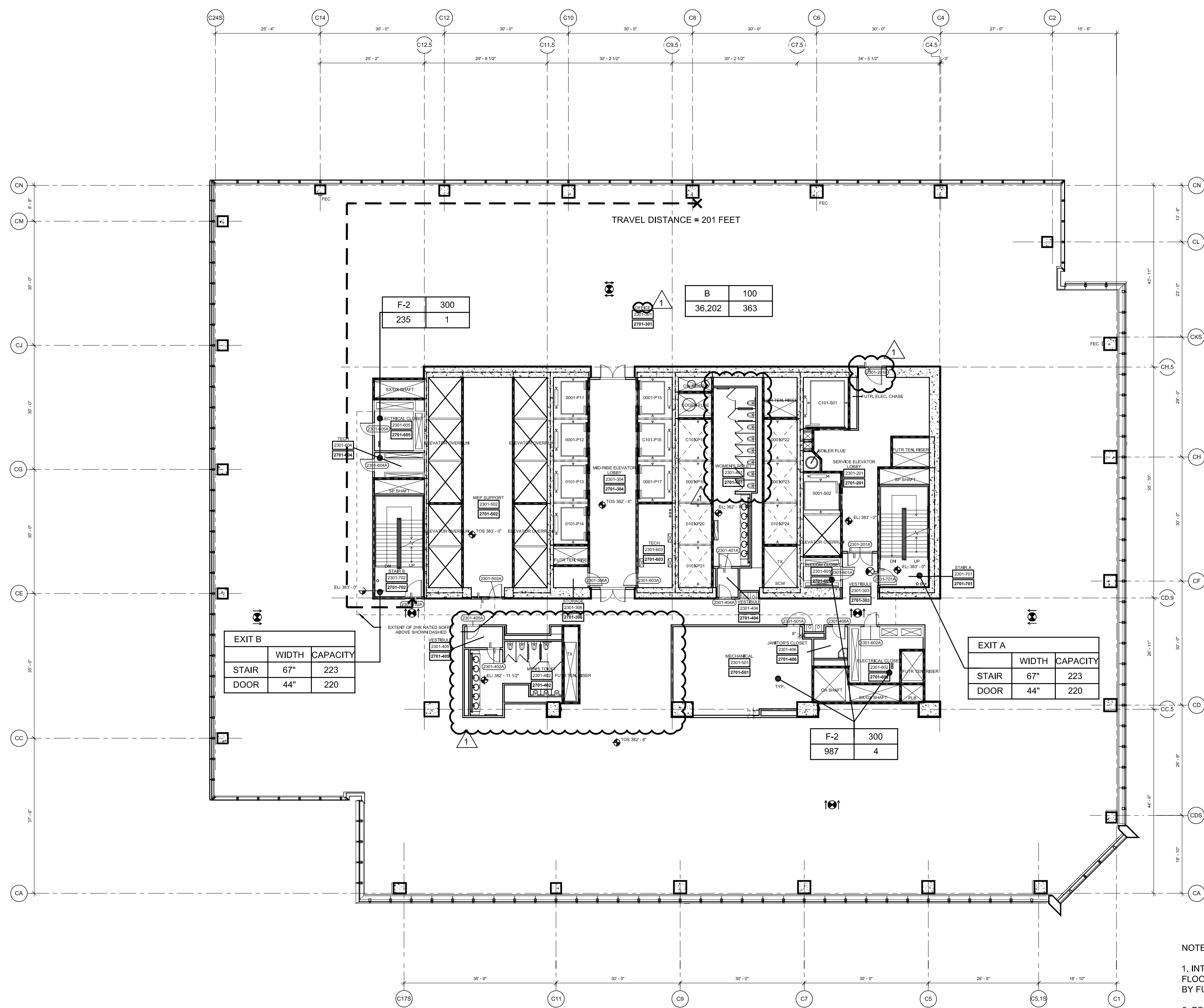
SHEET 14 OF 23

File Name: P:\Projects\1775_westsideyards\Drawings\CAD\Sheet\TCODE_Perm_Series\Series\HYE-TC-EG-2001.dwg Plotted by: Trelber, Joshua Plotted Date: 1/30/2015 2:05 PM

FLOOR 23		
AREA & OCCUPANT LOAD SUMMARY (PER 1004.1.2)		
	AREA (SF)	COUNT
BUSINESS (B)	36,202	363
TOTAL	36,202	363

EXIT CAPACITY		
	INCHES	CAPACITY
EXIT A		
STAIR	67"	223
DOOR	44"	220
EXIT B		
STAIR	67"	223
DOOR	44"	220
TOTAL		440

PLUMBING FIXTURE COUNT SUMMARY			
	WC	UR	LAV
MEN	4	3	6
WOMEN	7	-	6
DRINKING FOUNTAIN	4		

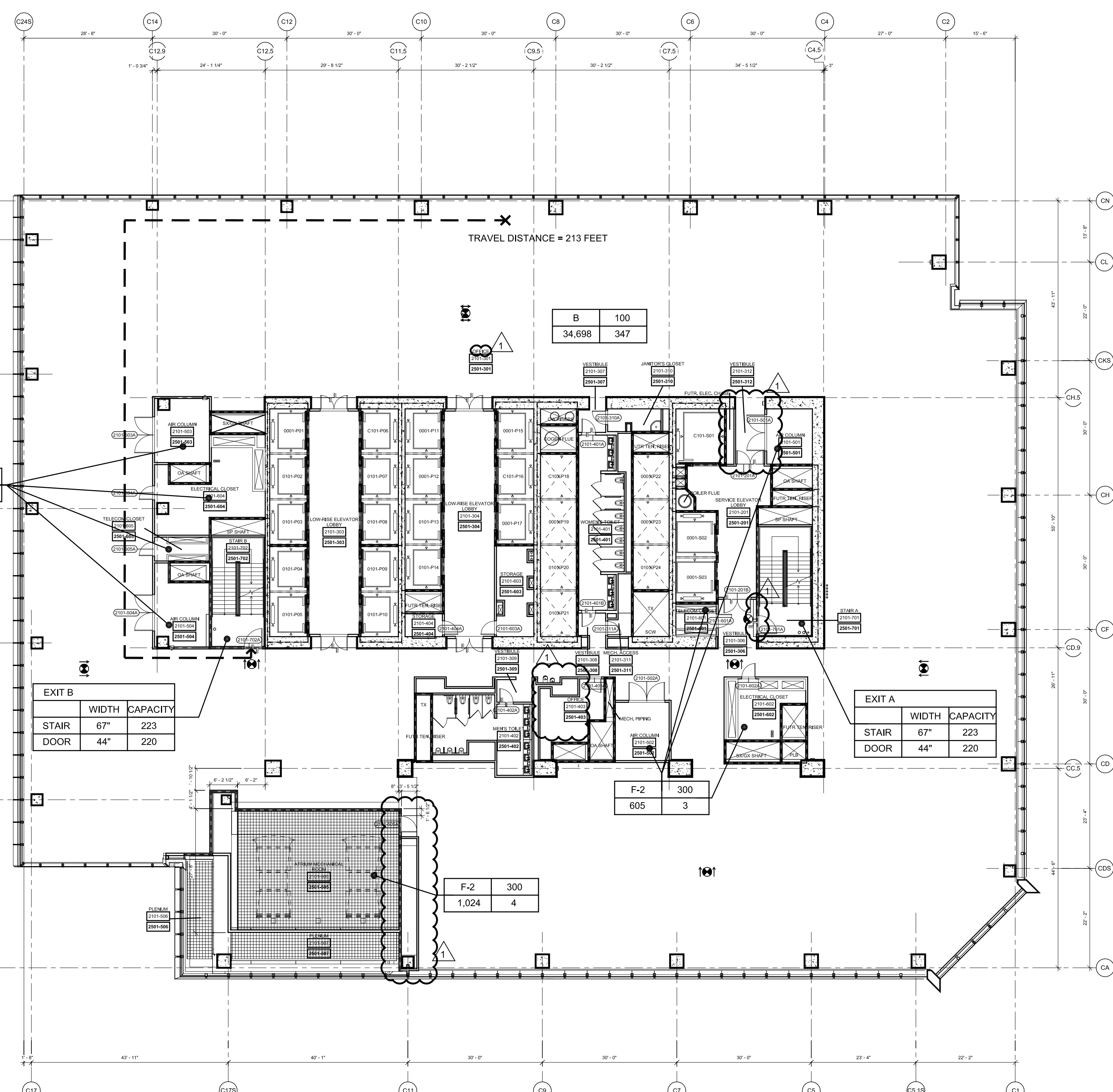


4 Floor 23 (Marketing 23) - Mid-Rise Office
SCALE: 1/16"=1'-0"

FLOOR 21		
AREA & OCCUPANT LOAD SUMMARY (PER 1004.1.2)		
	AREA (SF)	COUNT
BUSINESS (B)	35,473	355
MECHANICAL (F-2)	1,024	4
TOTAL	36,497	359

EXIT CAPACITY		
	INCHES	CAPACITY
EXIT A		
STAIR	67"	223
DOOR	44"	220
EXIT B		
STAIR	67"	223
DOOR	44"	220
TOTAL		440

PLUMBING FIXTURE COUNT SUMMARY			
	WC	UR	LAV
MEN	4	3	6
WOMEN	7	-	6
DRINKING FOUNTAIN	4		



2 Floor 21 (Marketing 21) - Low-Rise Office
SCALE: 1/16"=1'-0"

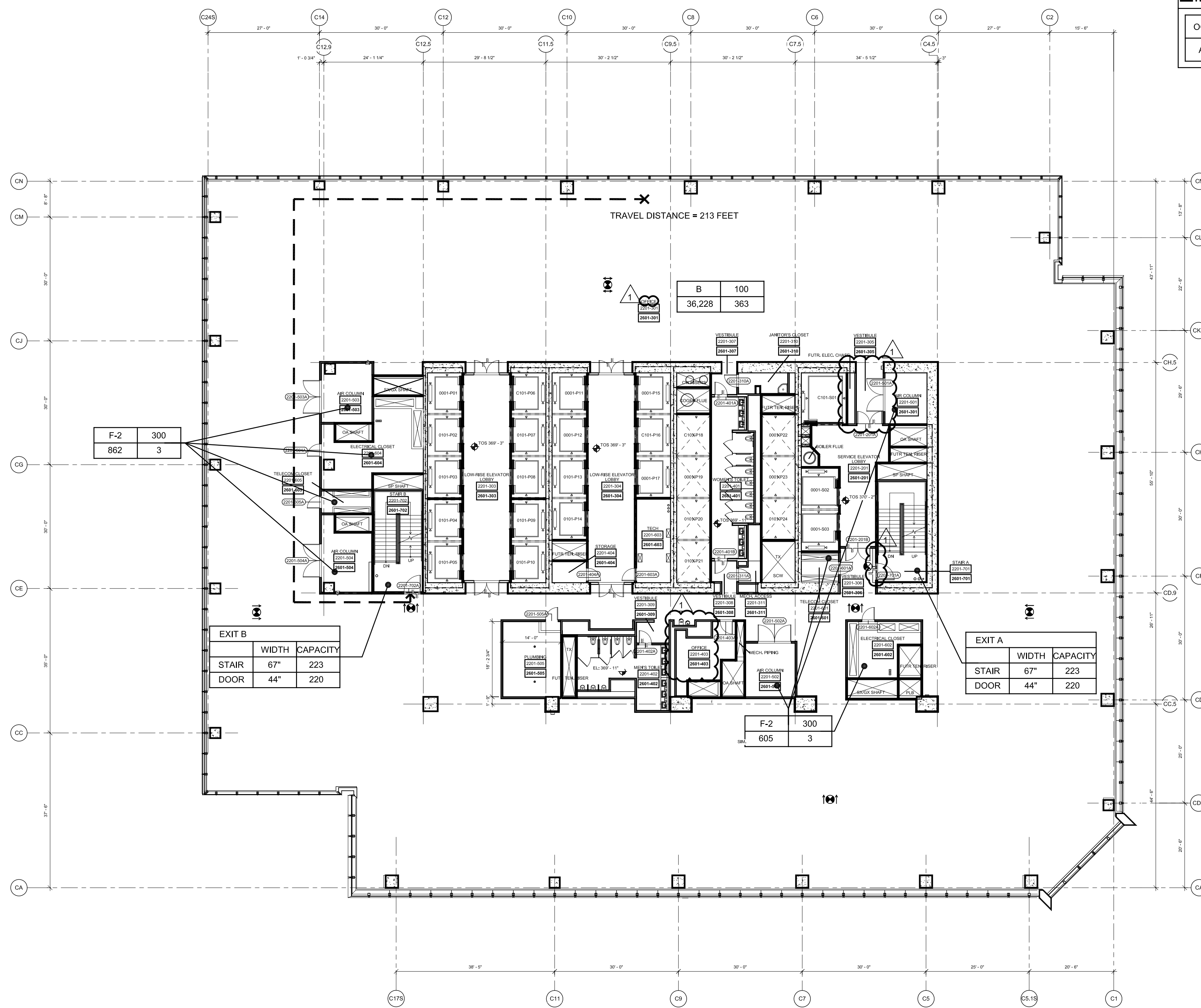
- NOTE:
- INTERIOR FIT OUT AND FLOOR OPENING ENCLOSURE BY FUTURE TENANT
 - FOR STAIR LAYOUT INCLUDING PHOTOLUMINESCENT EXIT PATH MARKINGS REFER TO A4-SERIES PLANS & SECTIONS FOR DETAIL

SYMBOL KEY	
---	1-HOUR RATED WALL
---	2-HOUR RATED WALL
---	3-HOUR RATED WALL
---	TRAVEL DISTANCE
---	ATRIUM SEPARATION
OCCUPANCY	
---	OCCUPANCY LOAD FACTOR (F ₁ PER)
---	OCCUPANT LOAD (PERSONS)

FLOOR 22		
AREA & OCCUPANT LOAD SUMMARY (PER 1004.1.2)		
	AREA (SF)	COUNT
BUSINESS (B)	36,228	363
TOTAL	36,228	363

EXIT CAPACITY		
	INCHES	CAPACITY
EXIT A		
STAIR	67"	223
DOOR	44"	220
EXIT B		
STAIR	67"	223
DOOR	44"	220
TOTAL		440

PLUMBING FIXTURE COUNT SUMMARY			
	WC	UR	LAV
MEN	4	3	6
WOMEN	7	-	6
DRINKING FOUNTAIN	4		

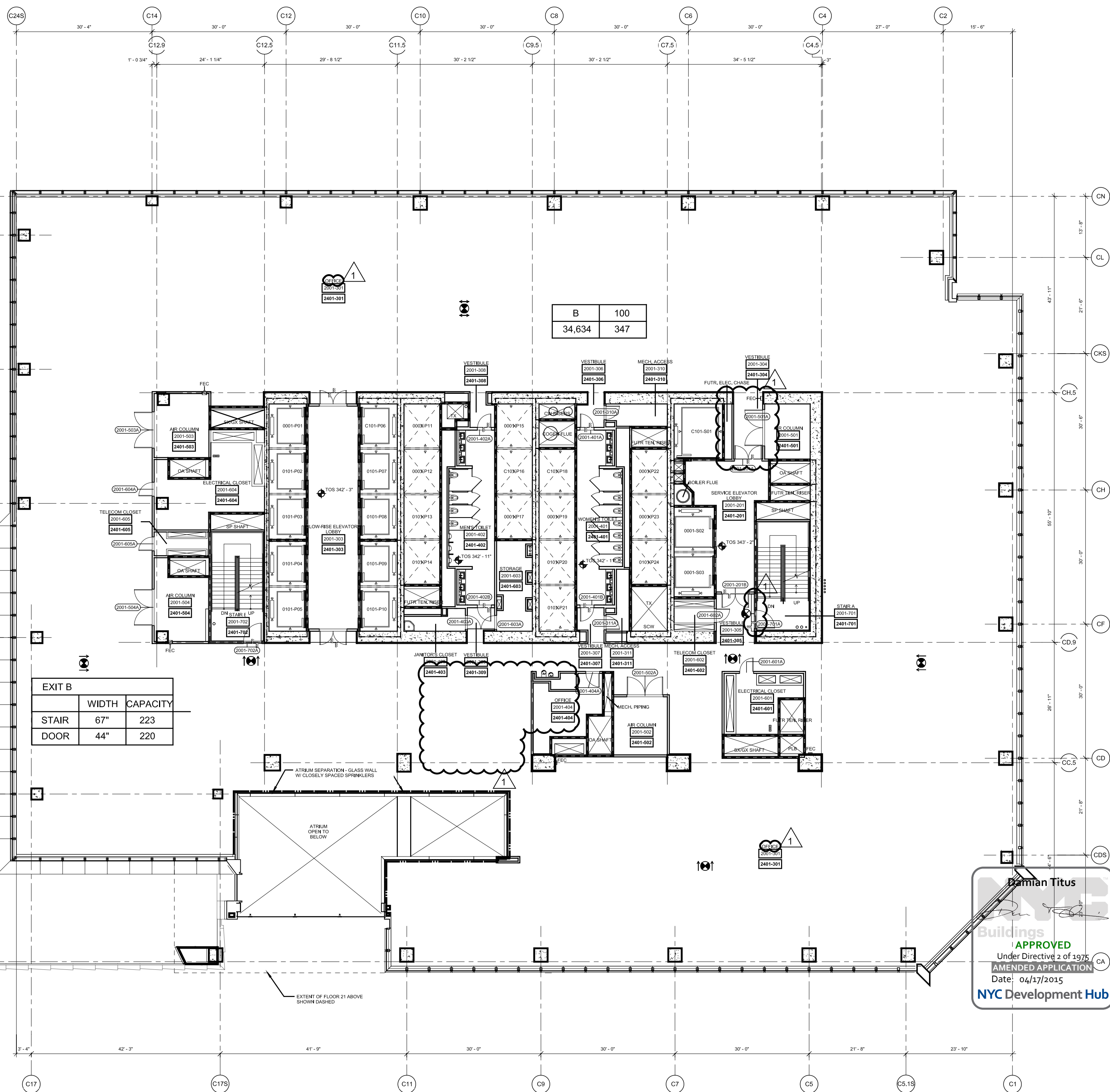


3 Floor 22 (Marketing 22) - Low-Rise Office
SCALE: 1/16"=1'-0"


FLOOR 20		
AREA & OCCUPANT LOAD SUMMARY (PER 1004.1.2)		
	AREA (SF)	COUNT
BUSINESS (B)	34,634	347
TOTAL	34,634	347

EXIT CAPACITY		
	INCHES	CAPACITY
EXIT A		
STAIR	67"	223
DOOR	44"	220
EXIT B		
STAIR	67"	223
DOOR	44"	220
TOTAL		440

PLUMBING FIXTURE COUNT SUMMARY			
	WC	UR	LAV
MEN	4	3	6
WOMEN	7	-	6
DRINKING FOUNTAIN	4		



1 Floor 20 (Marketing 20) - Low-Rise Office
SCALE: 1/16"=1'-0"



HUDSON YARDS - TOWER C

Address
501 WEST 30TH STREET
NEW YORK, NY

Client

Related Companies
60 Columbus Circle
New York, NY 10023
Tel: 212.801.1000 Fax: 212.801.1048

Oxford Properties Group
320 Park Avenue, 17th Floor
New York, NY 10022
Tel: 212.986.7514 Fax: 212.986.7510

Construction Manager
Tishman Construction Corporation
100 Park Avenue, 5th Floor
New York, NY 10017
Tel: 212.708.3600

Architect
Kohn Pedersen Fox Associates PC
Architects & Planning Consultants
11 West 42nd Street
New York, NY 10036
Tel: 212.977.6500 Fax: 212.956.2526

Structural Engineer
Thomson Transmitt, Inc.
51 Madison Avenue
New York, NY 10010
Tel: 917.661.7800 Fax: 917.661.7801

Mechanical, Electrical, Plumbing, Fire Protection
Jarvis Baum & Bolles Consulting Engineers
80 Pine Street
New York, NY 10013
Tel: 212.530.9300 Fax: 212.269.5894

2 POST APPROVAL AMENDMENT 11/21/2014

1 DO-B, BUILDING PERMIT FILING 02/22/2015

NO

Key Plan

Drawn
03/22/2013
Project No.
1776.10
Drawing No.
HYE-TC-EG-2001

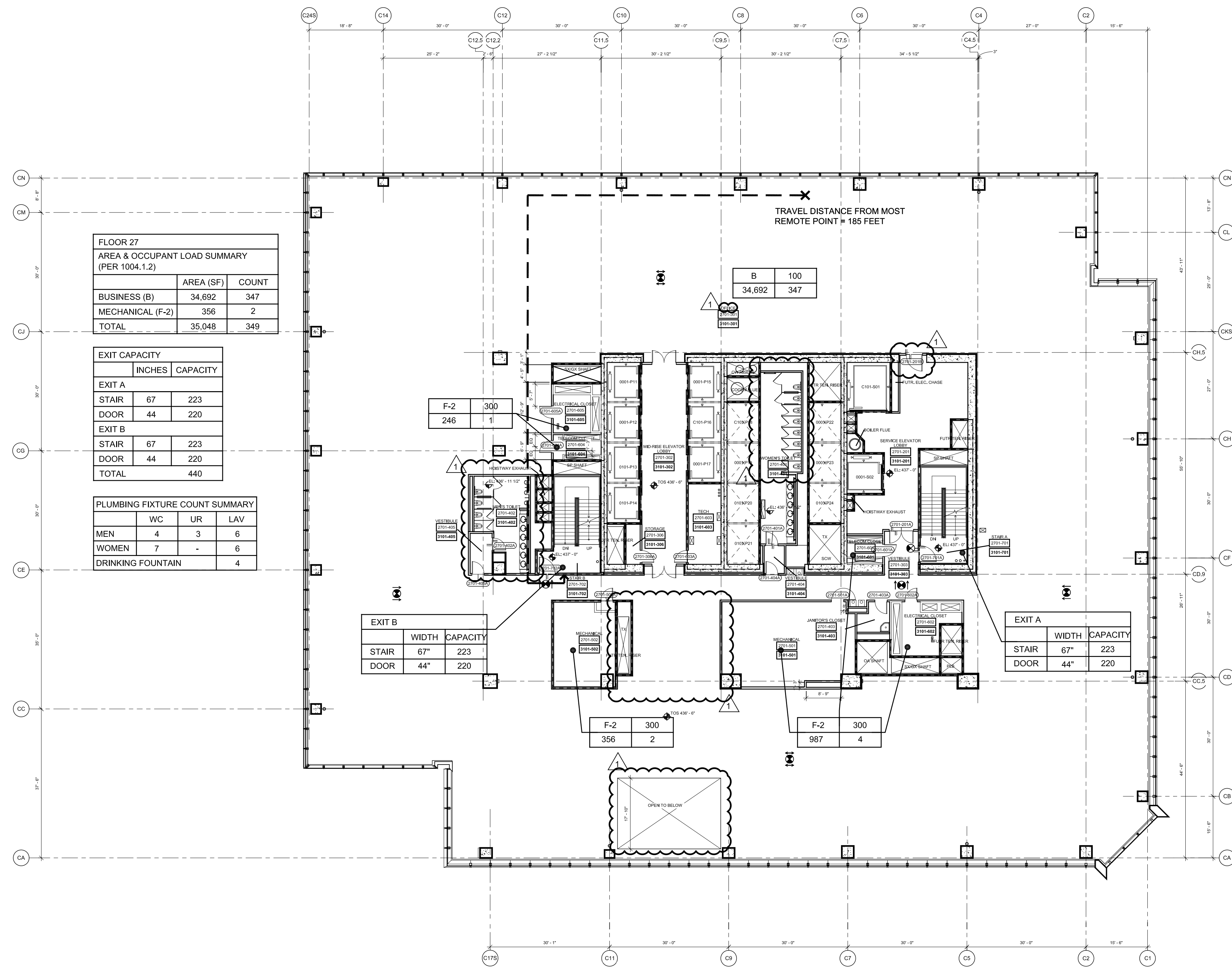
REGISTERED ARCHITECT
DAMON TITUS
STATE OF NEW YORK

Under Directive 2 of 1978
Architect Registration Law
Date: 04/22/2015
NYC Development Hub

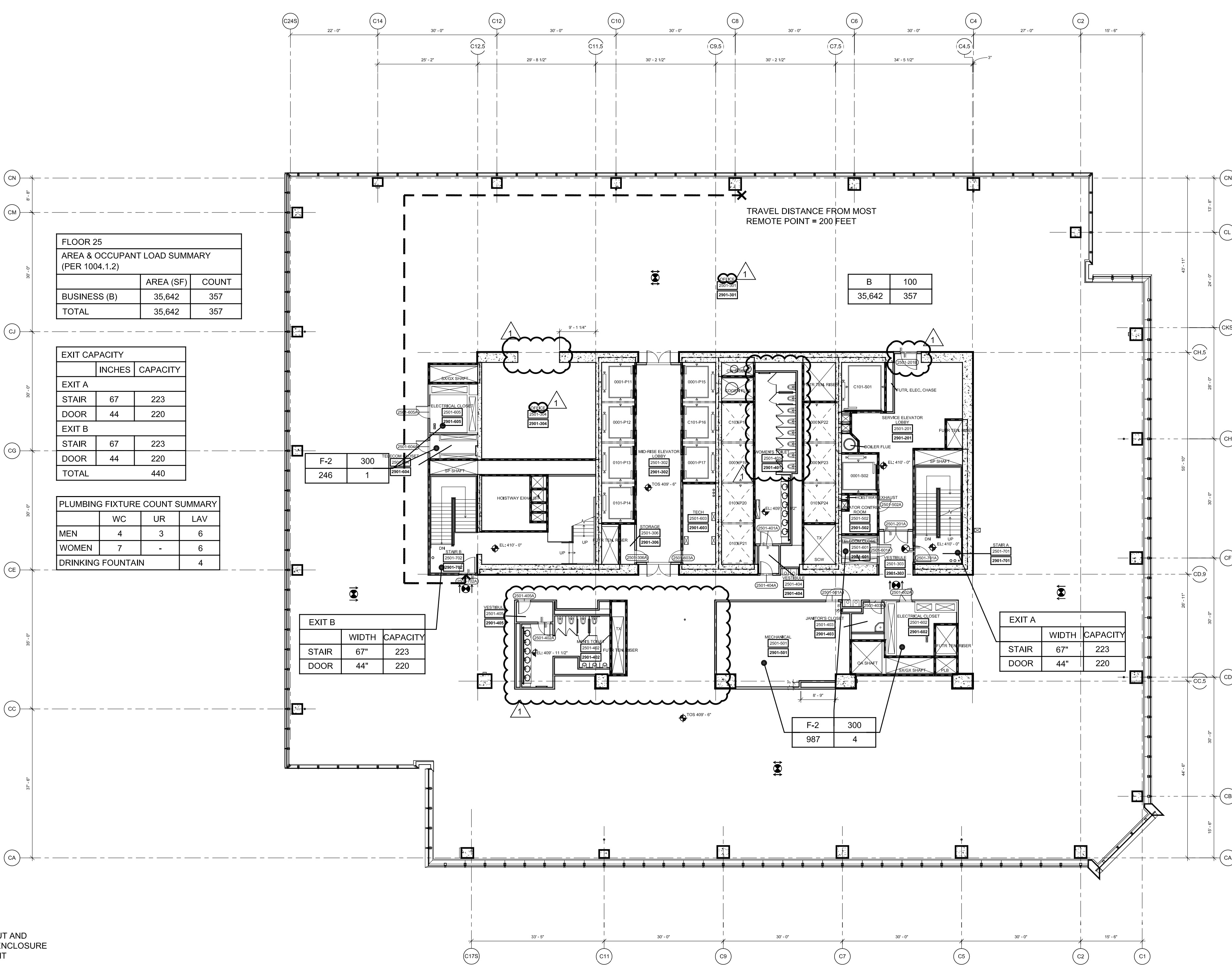
LIFE SAFETY
FLOOR PLANS 20-23
(MARKETING 24-27)
EG-2001
R-SCAN Drawing Number
EG-113.01

8:30 AM FLOOR PLAN FOR ASSOCIATION PC. 10/10/2015

SHEET 15 OF 23



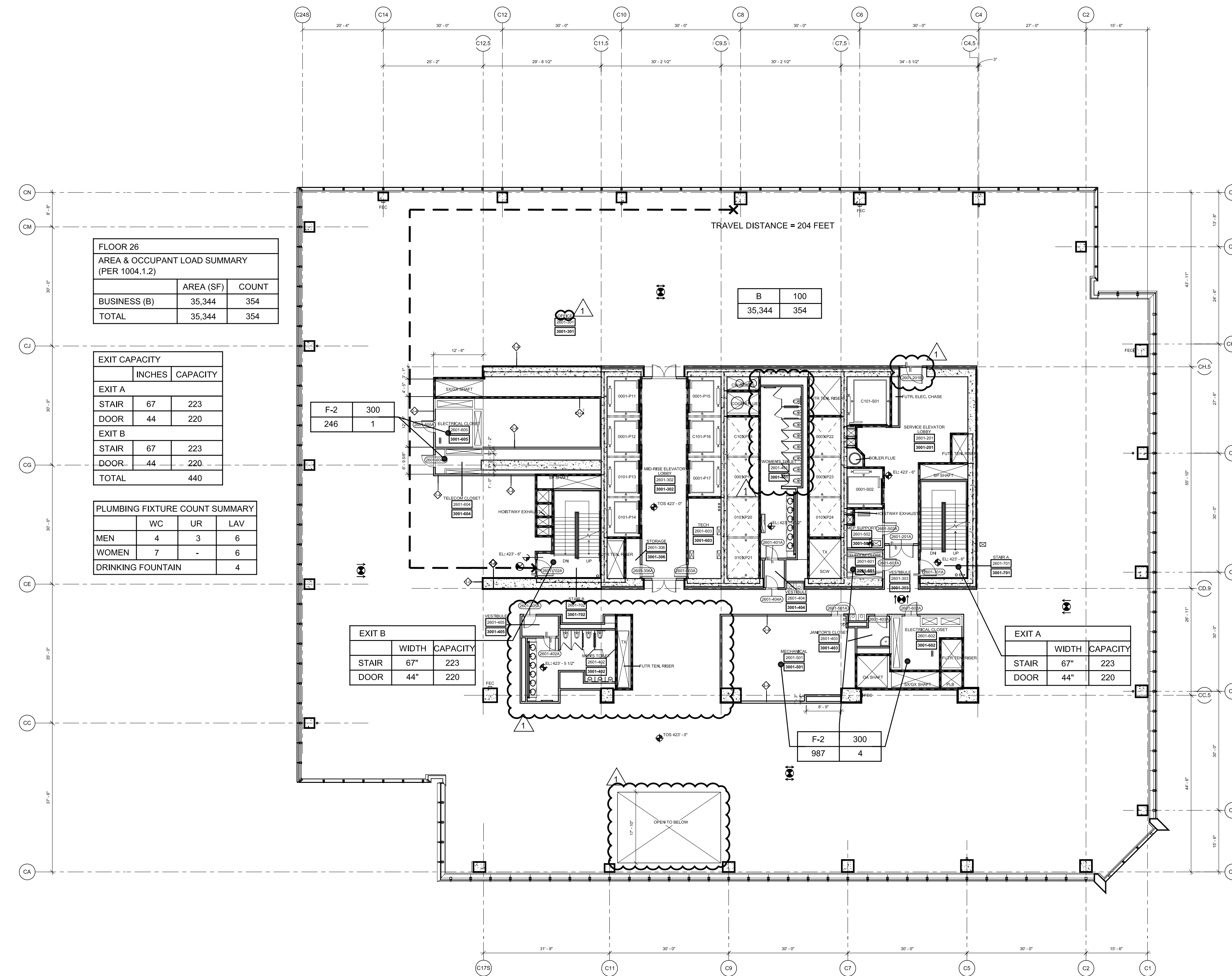
4 Floor 27 (MARKETING 27) - Mid-Rise Office
SCALE: 1/16"=1'-0"



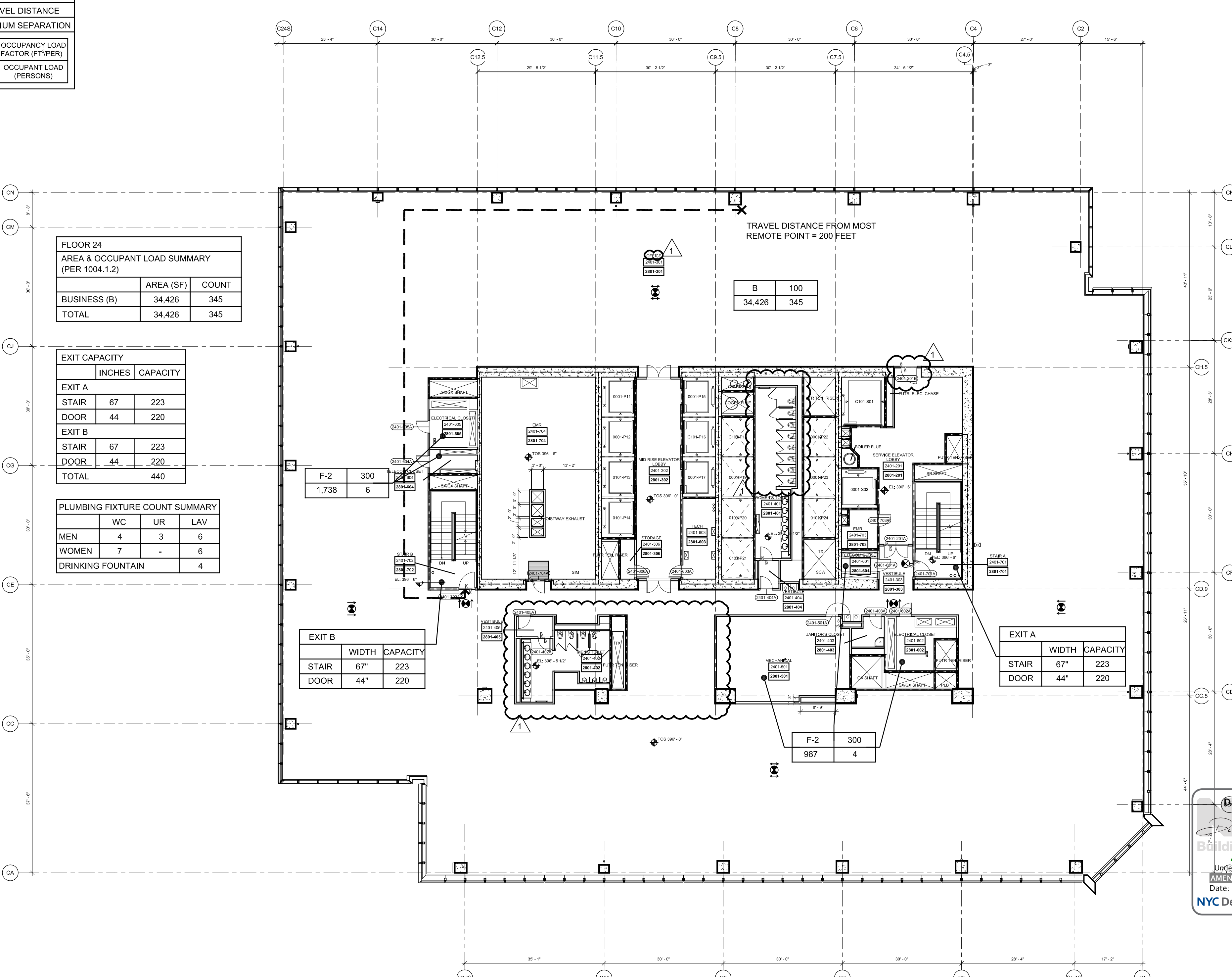
2 Floor 25 (MARKETING 25) - Mid-Rise Office/Stair B Transfer
SCALE: 1/16"=1'-0"

NOTE:
1. INTERIOR FIT OUT AND FLOOR OPENING ENCLOSURE BY FUTURE TENANT.
2. FOR STAIR LAYOUT INCLUDING PHOTOLUMINESCENT EXIT PATH MARKINGS REFER TO A4-SERIES PLANS & SECTIONS FOR DETAIL.


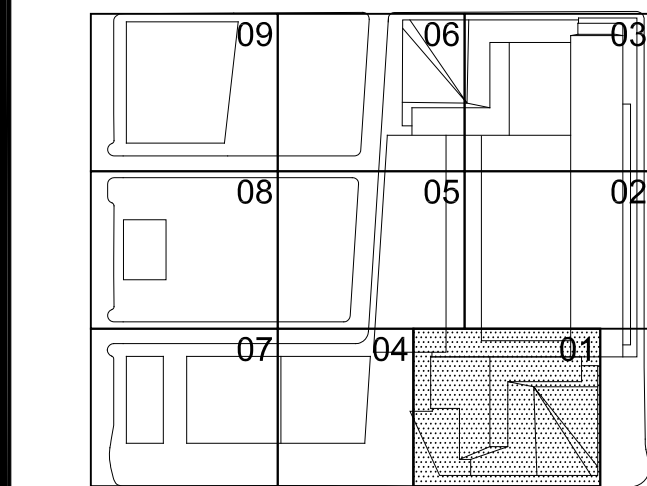
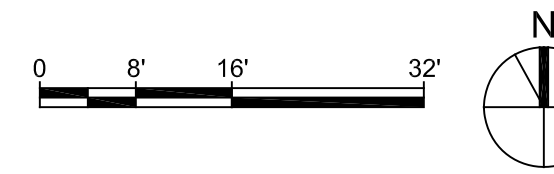
SYMBOL KEY	
	1-HOUR RATED WALL
	2-HOUR RATED WALL
	3-HOUR RATED WALL
	TRAVEL DISTANCE
	ATRIUM SEPARATION
OCCUPANCY	
	OCCUPANCY LOAD FACTOR (F/T/FIR)
	OCCUPANT LOAD (PERSONS)



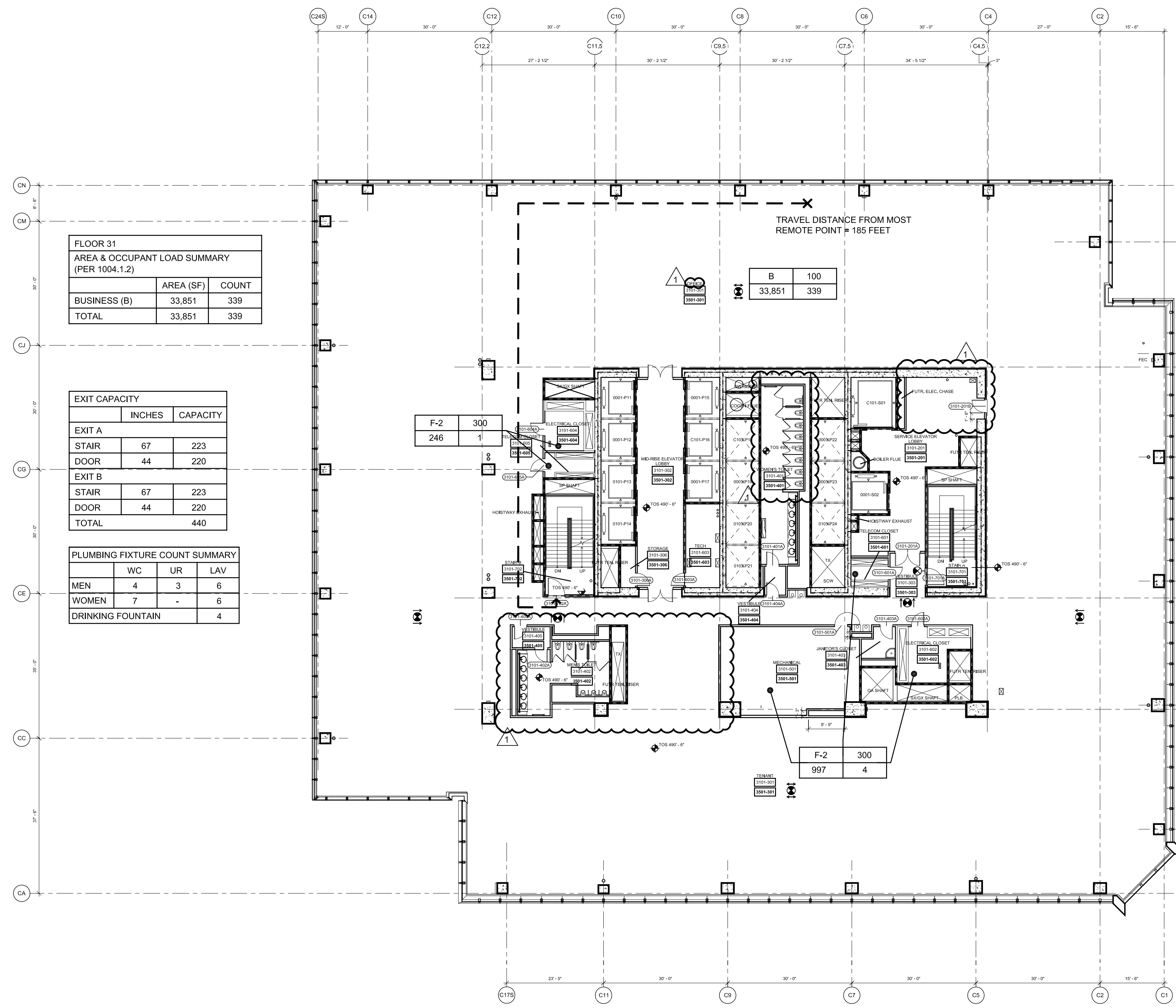
3 Floor 26 (MARKETING 26) - Mid-Rise Office/Service Transfer
SCALE: 1/16"=1'-0"



1 Floor 24 (MARKETING 24) - Mid-Rise Office
SCALE: 1/16"=1'-0"



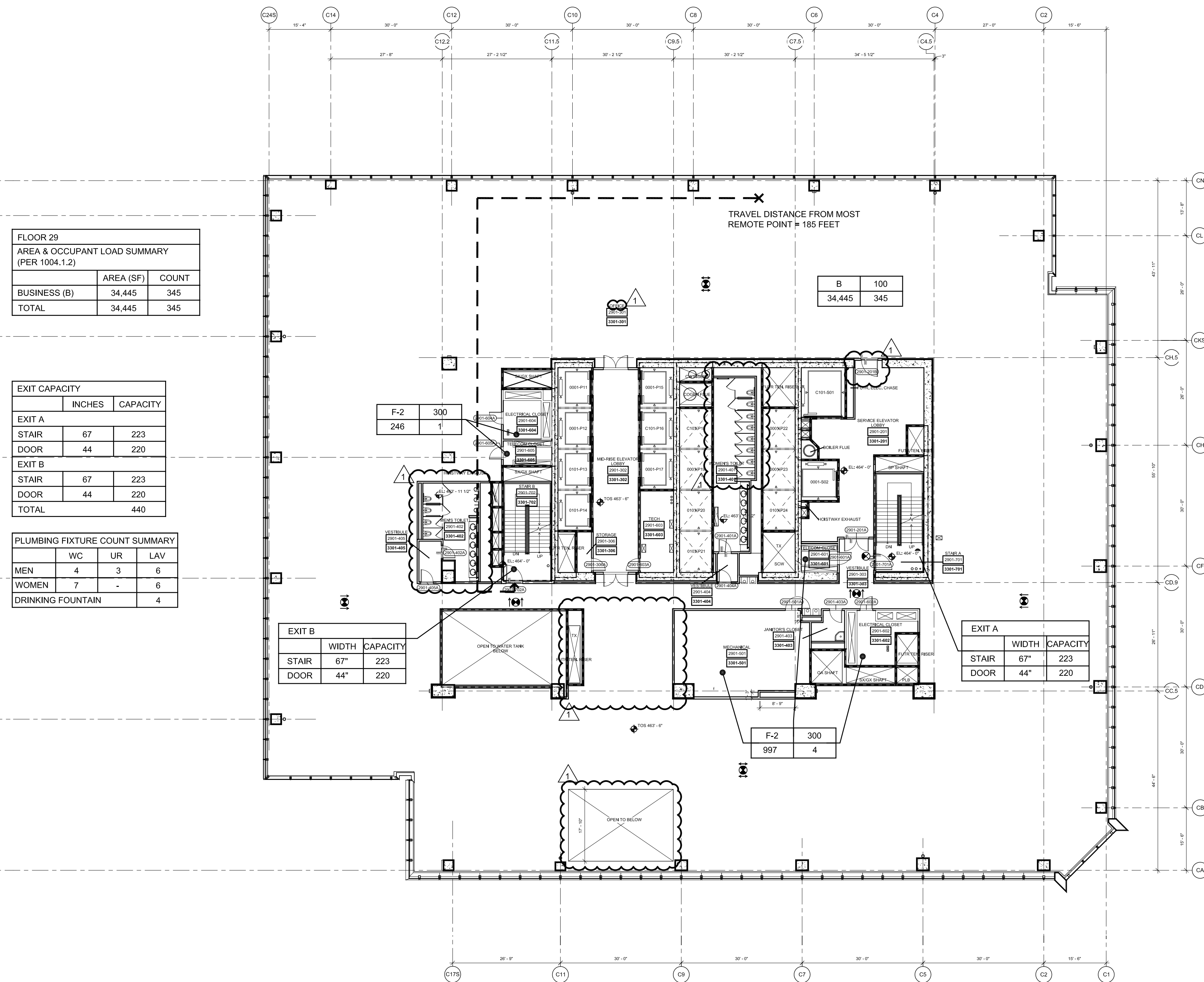
Filename: P:\Projects\1772_westsideyards\Drawings\CAD\Sheet\TCDE_P\mml_SeriesEG-Sideview\HYE-TC-EG-2801.dwg Plotted by: Treiber, Joshua Plotted Date: 13/02/2015 2:21 PM



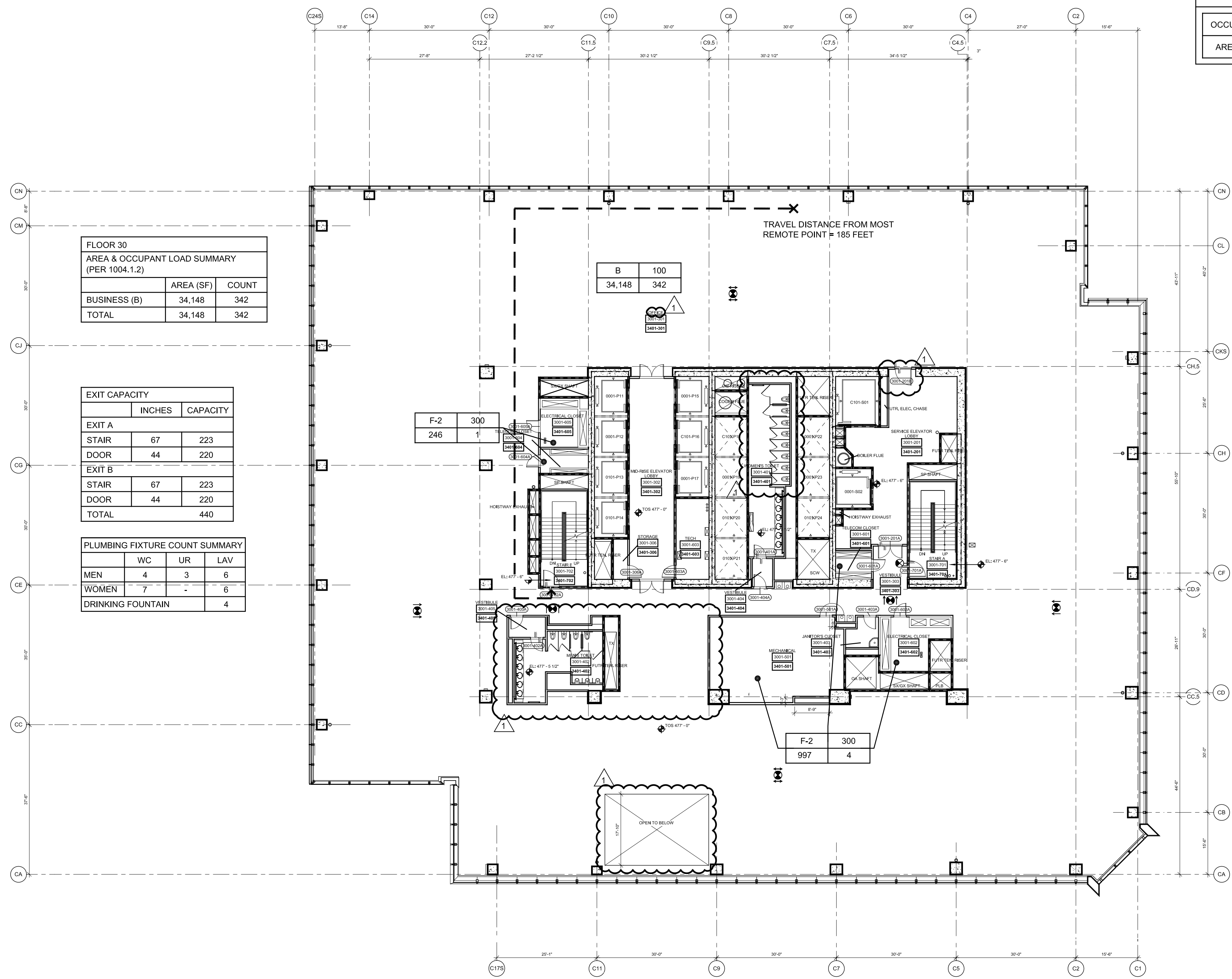
4 Floor 31 - Mid-Rise Office
SCALE: 1/16"=1'-0"

NOTE:
1. INTERIOR FIT OUT AND FLOOR OPENING ENCLOSURE BY FUTURE TENANT
2. FOR STAIR LAYOUT INCLUDING PHOTO LUMINESCENT EXIT PATH MARKINGS REFER TO A-SERIES PLANS & SECTIONS FOR DETAIL

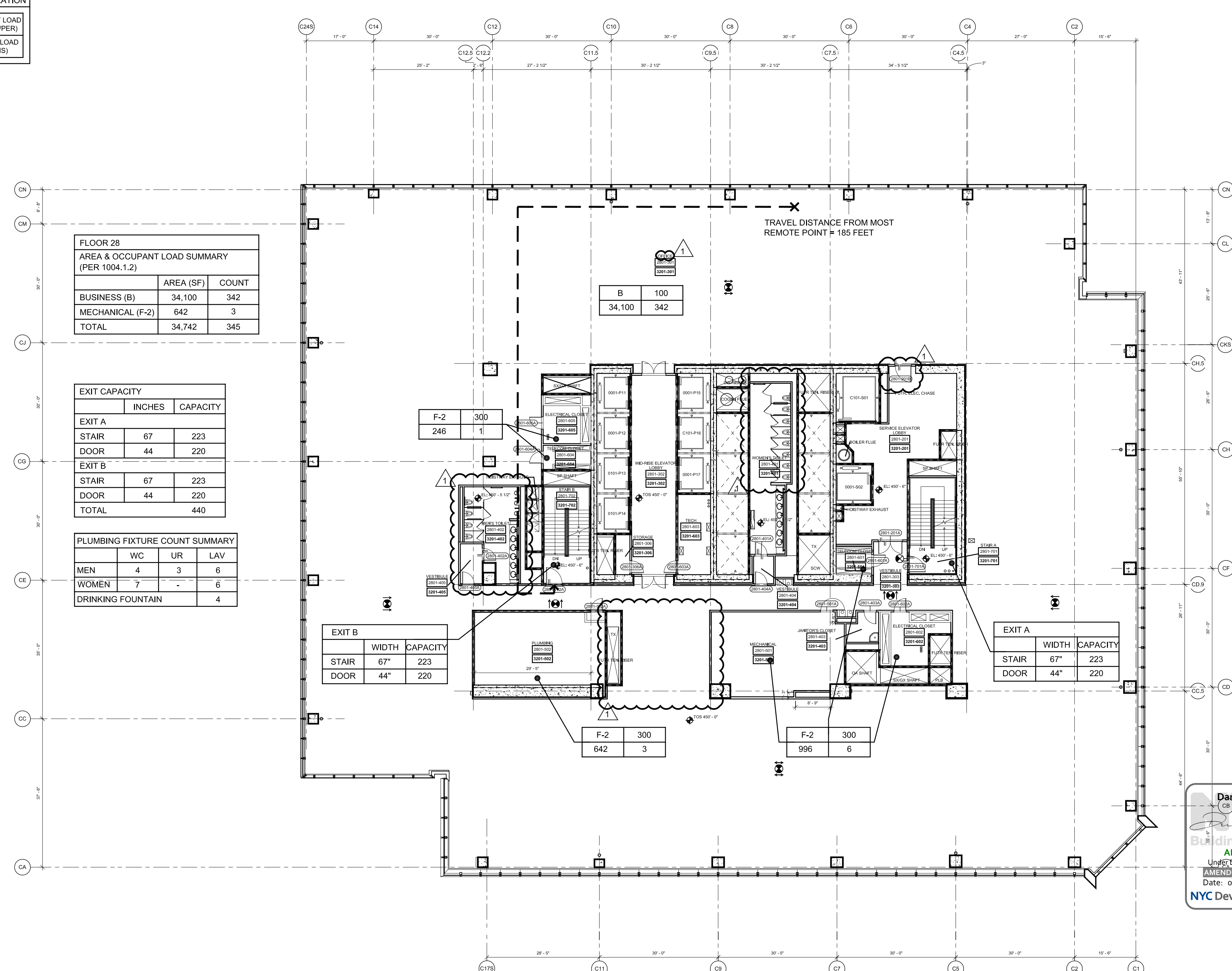
SYMBOL KEY	
	1-HOUR RATED WALL
	2-HOUR RATED WALL
	3-HOUR RATED WALL
	TRAVEL DISTANCE
	ATRIUM SEPARATION
OCCUPANCY	
	OCCUPANCY LOAD FACTOR (FT/PER)
	OCCUPANT LOAD (PERSONS)




2 Floor 29 - Mid-Rise Office
SCALE: 1/16"=1'-0"



3 Floor 30 - Mid-Rise Office
SCALE: 1/16"=1'-0"



1 Floor 28 - Mid-Rise Office
SCALE: 1/16"=1'-0"



0 8' 16' 32'

HUDSON YARDS - TOWER C

Address
501 WEST 30TH STREET
NEW YORK, NY

Client
Related Companies
60 Columbus Circle
New York, NY 10023
Tel: 212.801.1000 Fax: 212.801.1048

Oxford Properties Group
320 Park Avenue, 17th Floor
New York, NY 10022
Tel: 212.986.7514 Fax: 212.986.7510

Construction Manager
Tishman Construction Corporation
100 Park Avenue, 5th Floor
New York, NY 10017
Tel: 212.708.3600

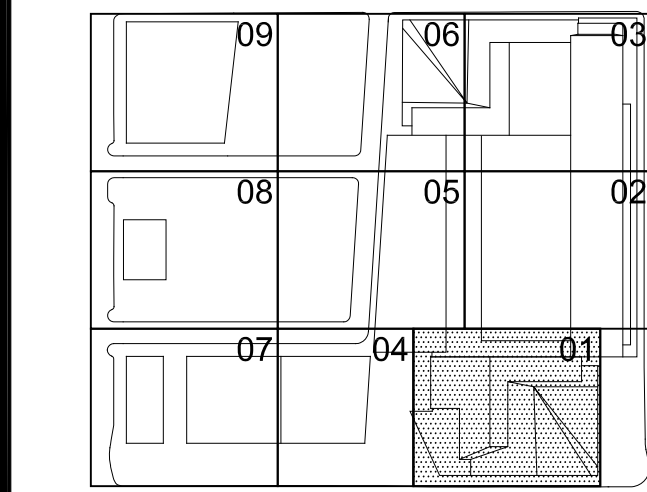
Architect
Kohn Pedersen Fox Associates PC
Architects & Planning Consultants
11 West 42nd Street
New York, NY 10036
Tel: 212.977.6500 Fax: 212.956.2526

Structural Engineer
Thomson Townsend, Inc.
51 Madison Avenue
New York, NY 10010
Tel: 917.661.7800 Fax: 917.661.7801

Mechanical, Electrical, Plumbing, Fire Protection
Jarvis Baum & Bolles Consulting Engineers
80 Pine Street
New York, NY 10013
Tel: 212.530.9300 Fax: 212.269.5894

2	POST APPROVAL AMENDMENT	11/21/2014
1	DOB, BUILDING PERMIT FILING	03/22/2013
NO	DATE	DATE

Key Plan



Date
03/22/2013
Project No.
1776,10
Drawing No.
HYE-TC-EG-2801
Sheet Number
Drawing Title

LIFE SAFETY
FLOOR PLANS 28-31
(MARKETING 12-35)

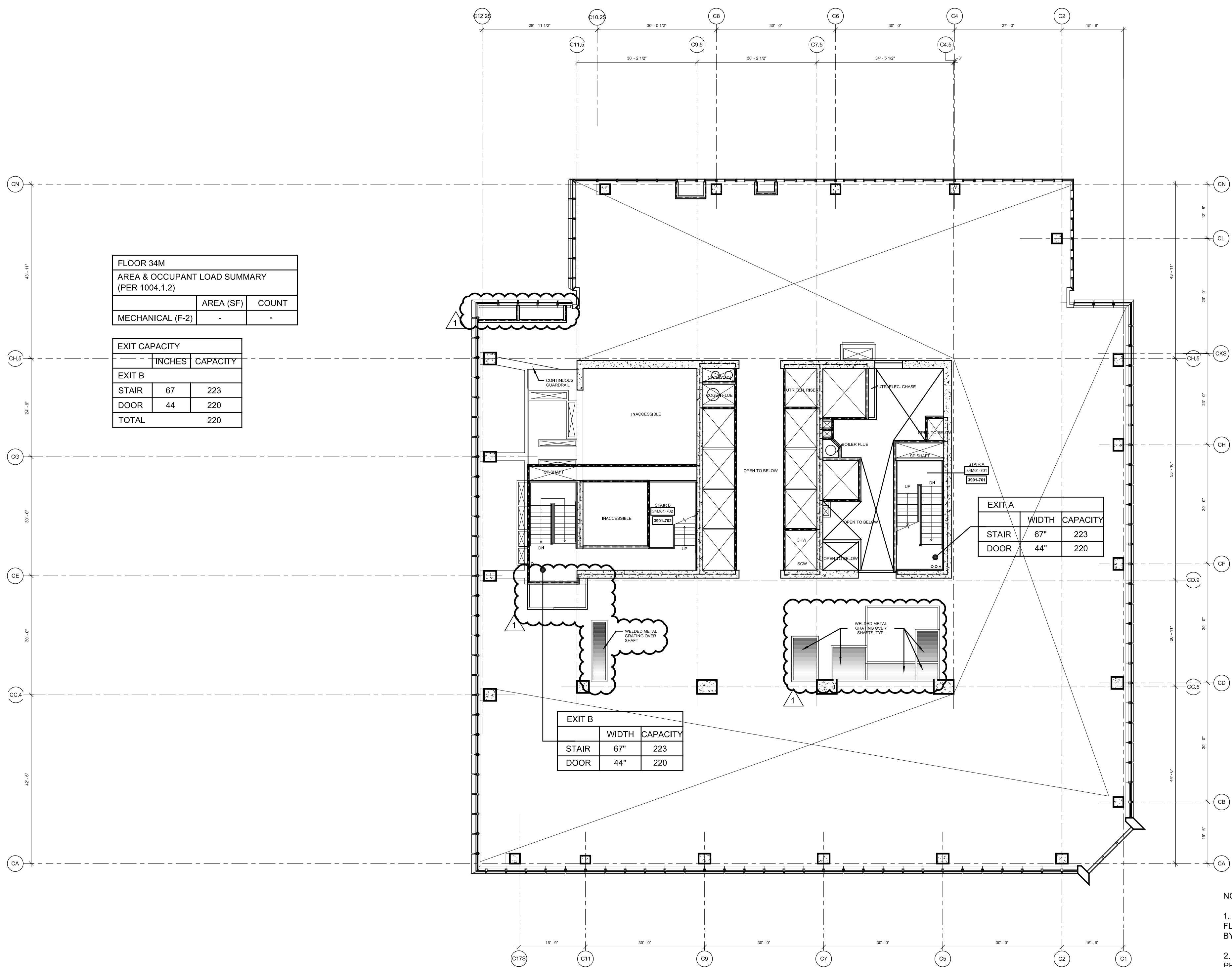
EG-2801

R-SCAN Drawing Number

EG-115.01

SHEET 17 OF 23

Filename: P:\Projects\1772_westsideyards\Drawings\CAD\Sheet\TCODE_P\mml_Series\Series\HYE-TC-EG-3201.dwg Plotted by: Trefler, Joshua Pld Time: 2/20/2015 1:54 PM



4 Floor 34M - Mechanical Mezzanine/Stair B Transfer
SCALE: 1/16"=1'-0"

NOTE:

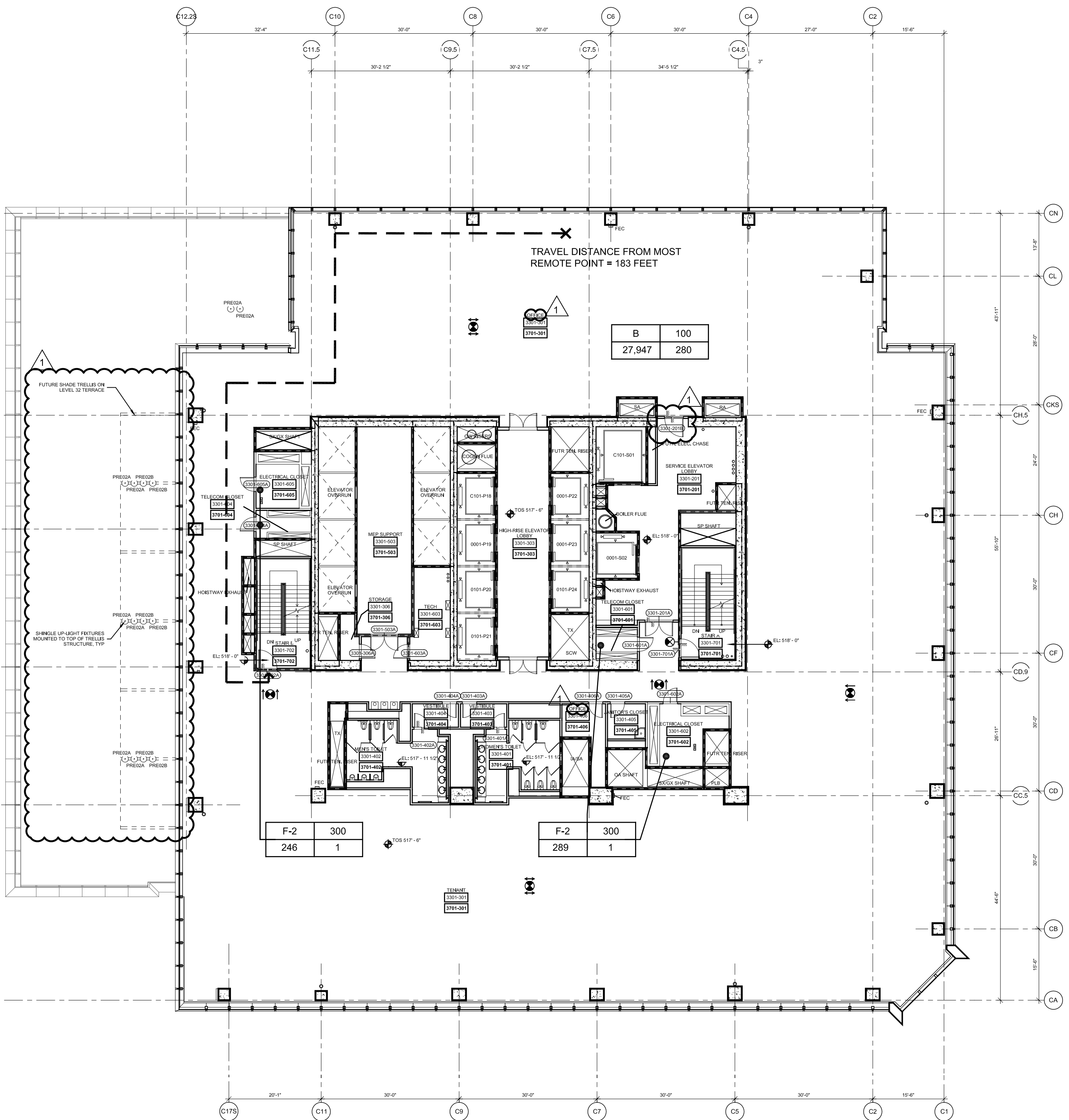
1. INTERIOR FIT OUT AND FLOOR OPENING ENCLOSURE BY FUTURE TENANT
2. FOR STAIR LAYOUT INCLUDING PHOTOLUMINESCENT EXIT PATH MARKINGS REFER TO A-SERIES PLANS & SECTIONS FOR DETAIL

SYMBOL KEY	
---	1-HOUR RATED WALL
---	2-HOUR RATED WALL
---	3-HOUR RATED WALL
---	TRAVEL DISTANCE
---	ATRIUM SEPARATION
OCCUPANCY	
---	OCCUPANT LOAD FACTOR (F1/F2PER)
---	OCCUPANT LOAD (PERSONS)

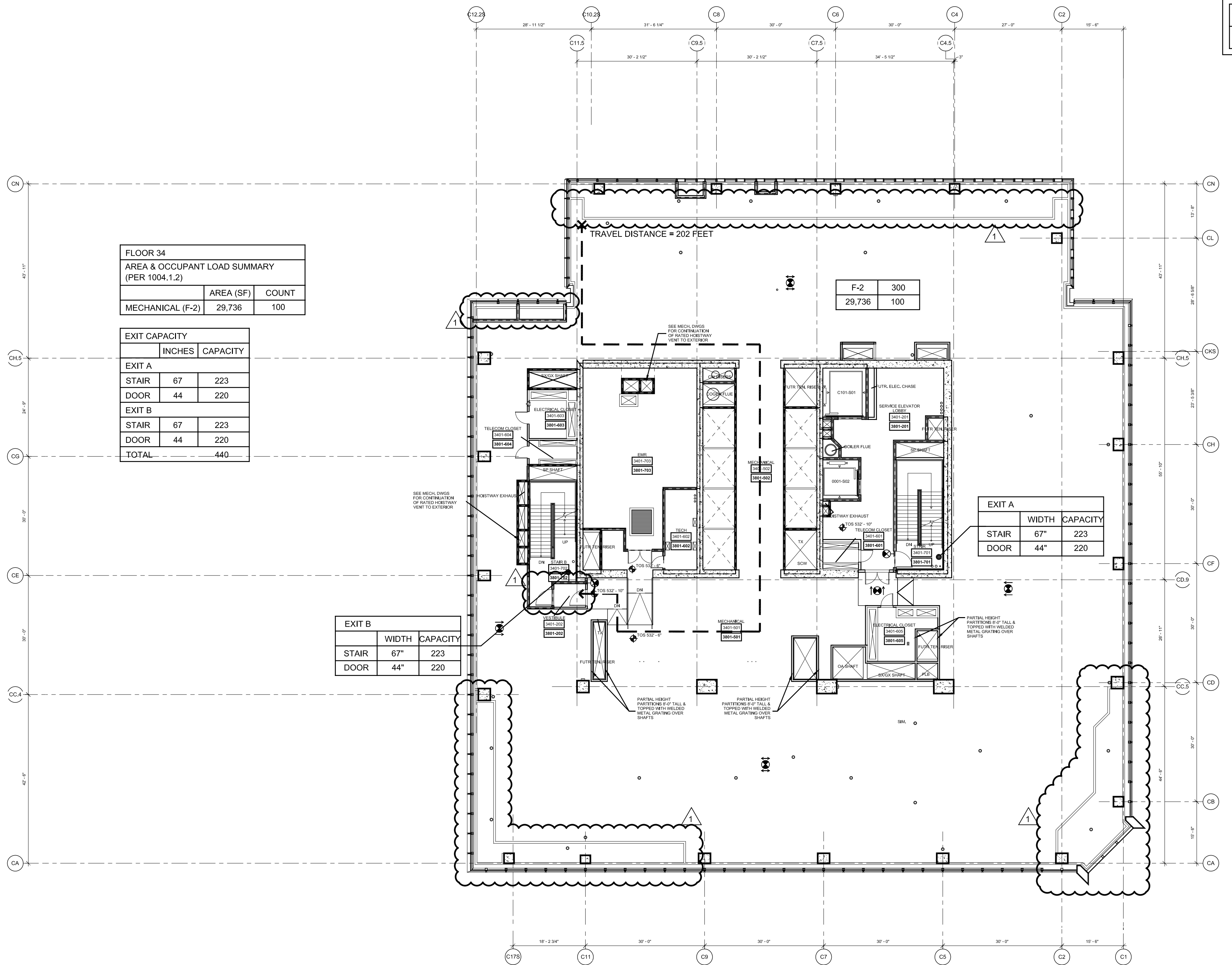
FLOOR 33 AREA & OCCUPANT LOAD SUMMARY (PER 1004.1.2)		
	AREA (SF)	COUNT
BUSINESS (B)	27,947	280
TOTAL	27,947	280

EXIT CAPACITY		
EXIT	INCHES	CAPACITY
EXIT A		
STAIR	67"	223
DOOR	44"	220
EXIT B		
STAIR	67"	223
DOOR	44"	220
TOTAL		440

PLUMBING FIXTURE COUNT SUMMARY			
	WC	UR	LAV
MEN	3	3	5
WOMEN	6	-	5
DRINKING FOUNTAIN	3		



2 Floor 33 - Mid-Rise Office
SCALE: 1/16"=1'-0"



3 Floor 34 - Mechanical
SCALE: 1/16"=1'-0"

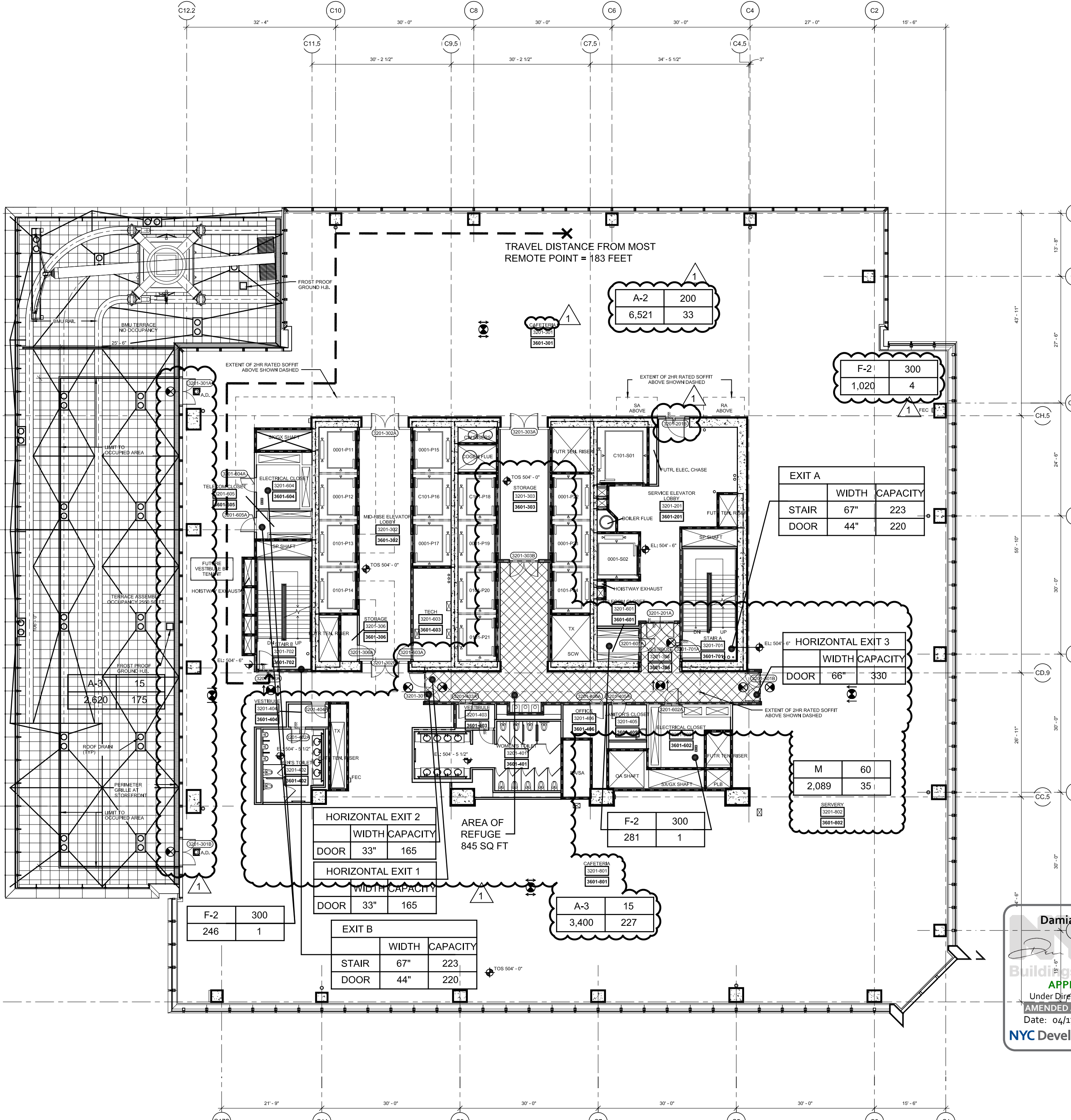
FLOOR 32 AREA & OCCUPANT LOAD SUMMARY (PER 1004.1.2)		
	AREA (SF)	COUNT
ACCESSORY MECHANICAL STORAGE (M)	1,020	4
ASSEMBLY (A-3)	6,620	402
COMMERCIAL (C-2)	6,521	33
EDUCATION (E)	2,089	35
MERCANTILE (M)	527	2
TOTAL	16,177	476

EXIT CAPACITY		
EXIT	INCHES	CAPACITY
EXIT A		
STAIR	67"	223
DOOR	44"	220
EXIT B		
STAIR	67"	223
DOOR	44"	220
HORIZONTAL EXIT 1		
DOOR	33"	165
HORIZONTAL EXIT 2		
DOOR	33"	165
HORIZONTAL EXIT 3		
DOOR	66"	330

* HORIZONTAL EXITS WILL ACCOMMODATE A MAXIMUM OF 50% OF THE NUMBER OF EXITS AND EXIT CAPACITY. THEREFORE, THE EXIT CAPACITY FOR THE HORIZONTAL WILL BE LIMITED TO A MAXIMUM OF 220 PERSONS.

BASE BUILDING FIXTURE COUNT SUMMARY			
	WC	UR	LAV
MEN	2	3	4
WOMEN	9	-	8
DRINKING FOUNTAIN	3		

AREA OF REFUGE
(1) STAIRS = 50 PERSON MAXIMUM (AS PER TABLE 10B.1.1)
(2) STAIRS AT 200 OCCUPANTS = 440 PERSONS
(3) PERSON OVERFLOW
(4) AREA OF REFUGE REQUIRED FOR 60 PERSONS
(OVERFLOW) = 220 PERSONS (CAPACITY) = 280 PERSONS
(5) PERSONS (3 PERSONS) = 165 SF - AREA OF REFUGE (165 SF)
(6) ACCESSORY MECHANICAL STORAGE = (2) COMMERCIAL KITCHENS = (2) MERCANTILE = 428 ASSEMBLY OCCUPANTS



1 Floor 32 - Mid-Rise Office & Terrace
SCALE: 1/16"=1'-0"

0 8' 16' 32'

HUDSON YARDS - TOWER C

Address
501 WEST 30TH STREET
NEW YORK, NY

Client
Related Companies
60 Columbus Circle
New York, NY 10023
Tel: 212.801.1000 Fax: 212.801.1048

Oxford Properties Group
320 Park Avenue, 17th Floor
New York, NY 10022
Tel: 212.986.7514 Fax: 212.986.7510

Construction Manager
Tishman Construction Corporation
100 Park Avenue, 5th Floor
New York, NY 10017
Tel: 212.708.3600


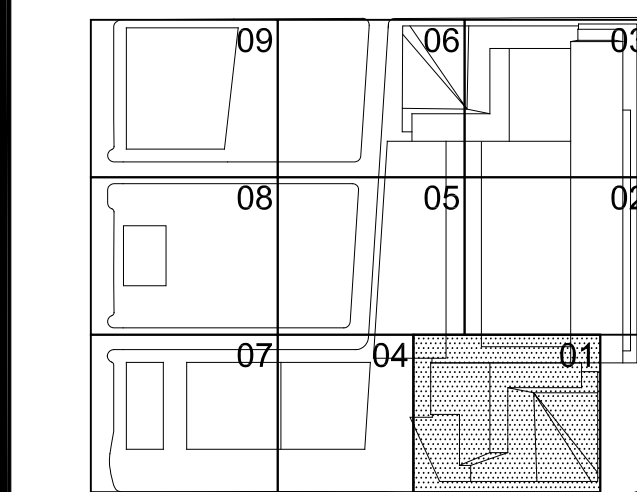
Architect
Kohn Pedersen Fox Associates PC
Architects & Planning Consultants
11 West 42nd Street
New York, NY 10036
Tel: 212.977.6590 Fax: 212.956.2526

Structural Engineer
Thomson Transmitt, Inc.
51 Madison Avenue
New York, NY 10010
Tel: 917.661.7800 Fax: 917.661.7801

Mechanical, Electrical, Plumbing, Fire Protection
Jarvis Baum & Bolles Consulting Engineers
80 Pine Street
New York, NY 10013
Tel: 212.530.9300 Fax: 212.269.5894

2 POST APPROVAL AMENDMENT 11/21/2014
1 D.O.B. BUILDING PERMIT FILING 02/22/2015
No. Date

Key Plan

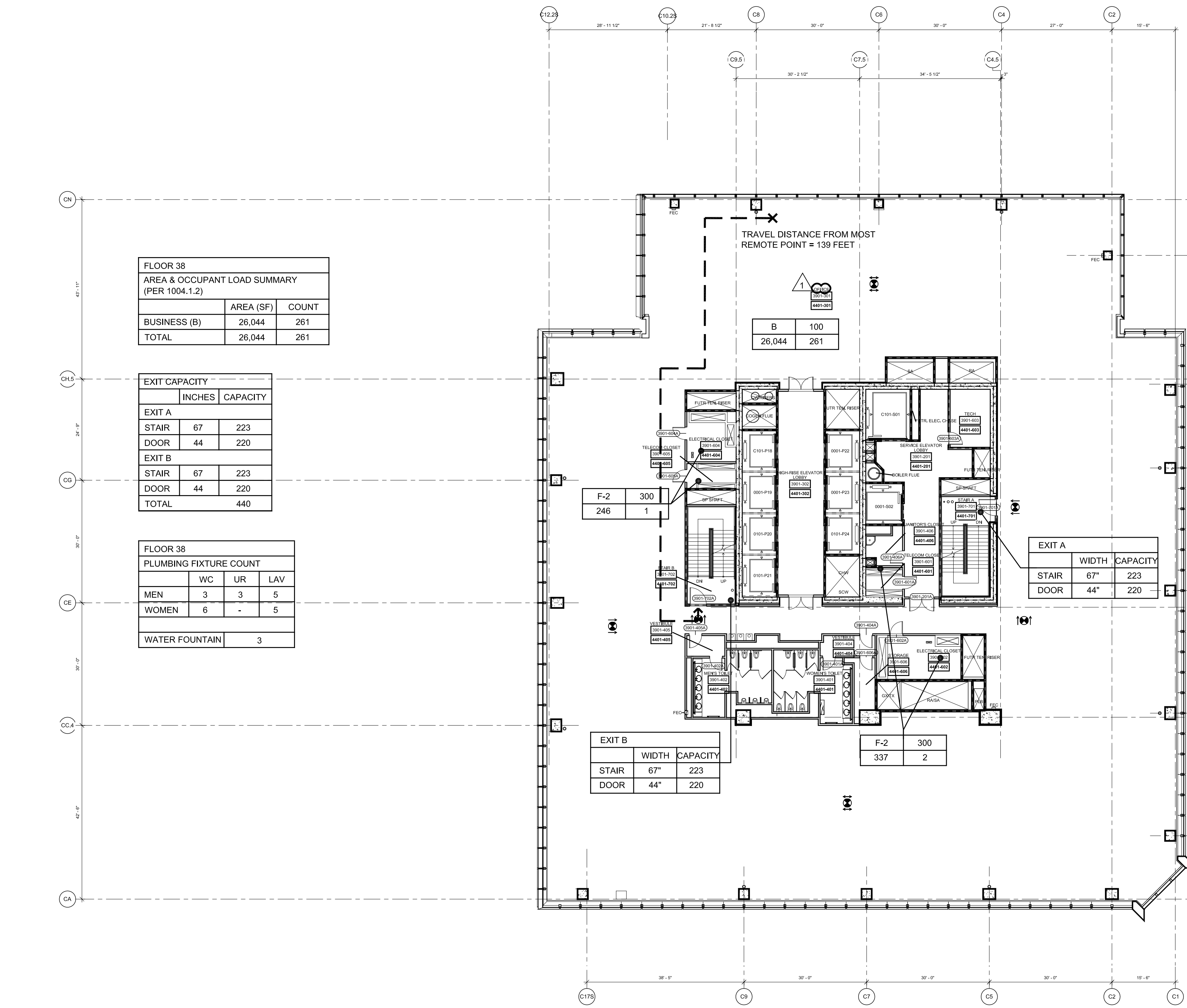


Date
03/22/2013
Project No.
1776.10
Drawing No.
HYE-TC-EG-3201
Drawing Title

LIFE SAFETY
FLOOR PLANS 32-34M
(MARKETING 36-30)
EG-3201

8:32AM Drawing Number
EG-116.01
SHEET 18 OF 23

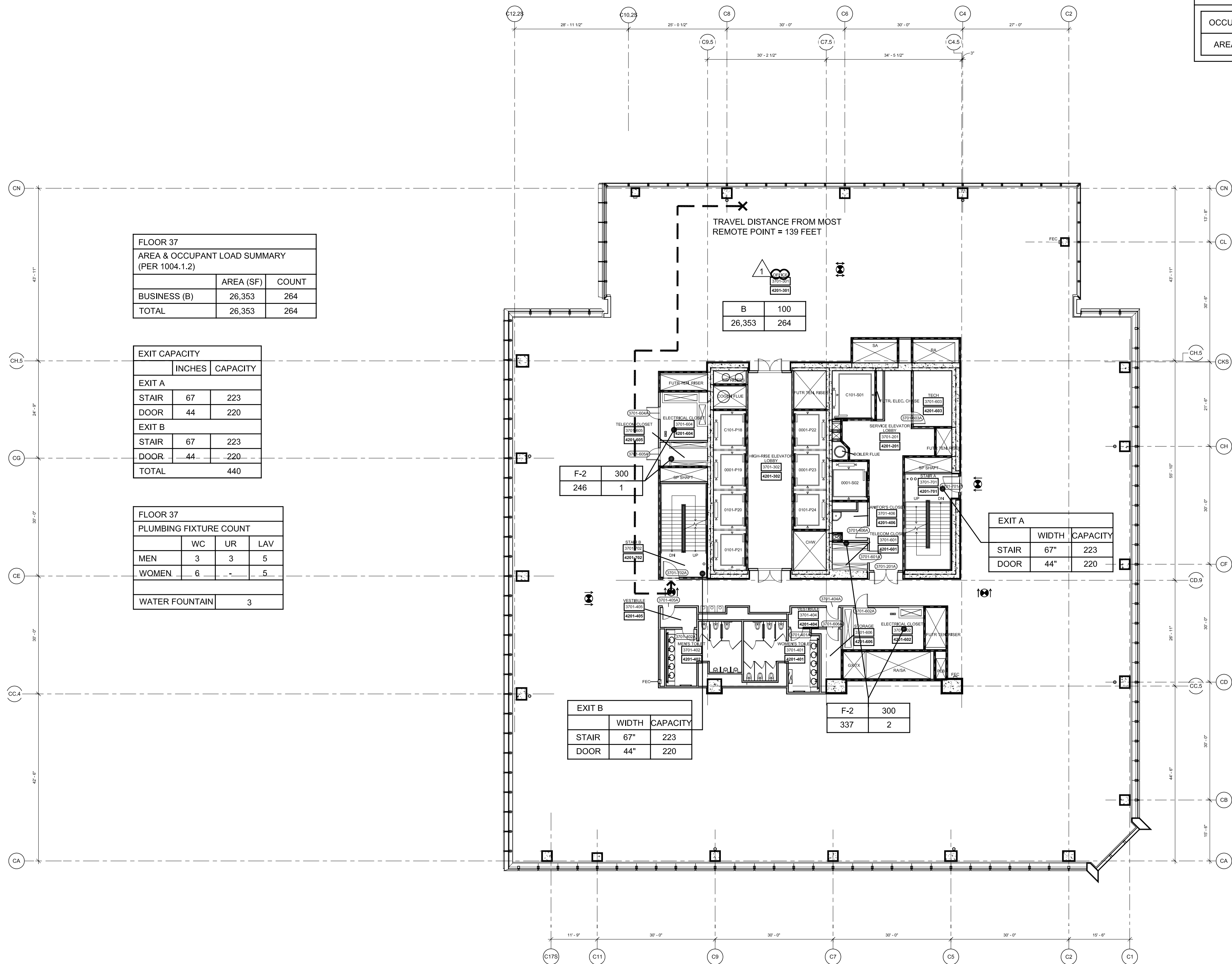
Filename: P:\Projects\1772_westsideyards\Drawings\CAD\Sheet\TCODE_Perm_Series\Series\HYE-TC-EG-3501.dwg Plotted by: Treiber, Joshua Plot Time: 1/30/2015 2:35 PM



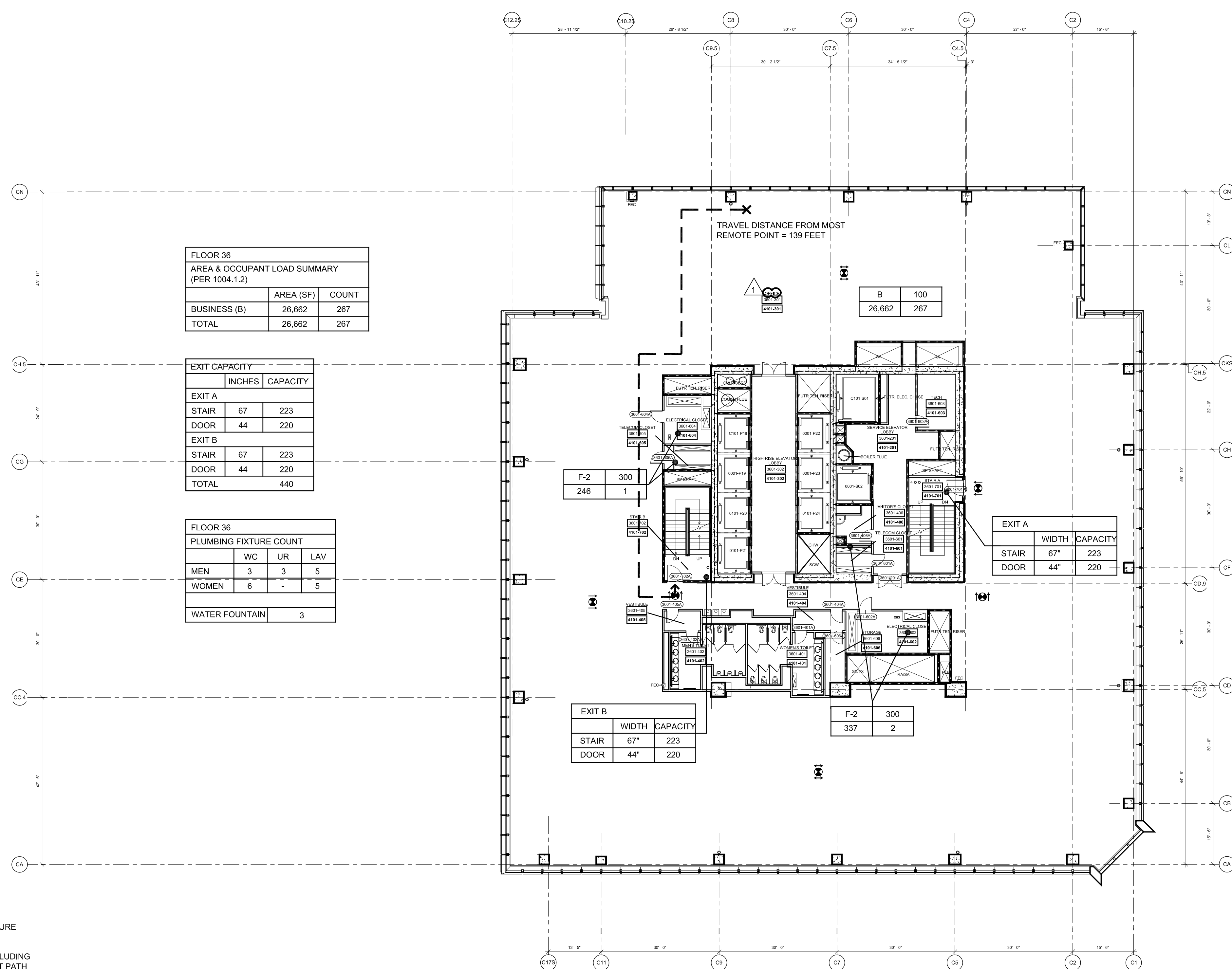
4 Floor 38 (Marketing 40) - High-Rise Office
SCALE: 1/16"=1'-0"

- NOTE:
- INTERIOR FIT OUT AND FLOOR OPENING ENCLOSURE BY FUTURE TENANT
 - FOR STAIR LAYOUT INCLUDING PHOTO LUMINESCENT EXIT PATH MARKINGS REFER TO A-SERIES PLANS & SECTIONS FOR DETAIL

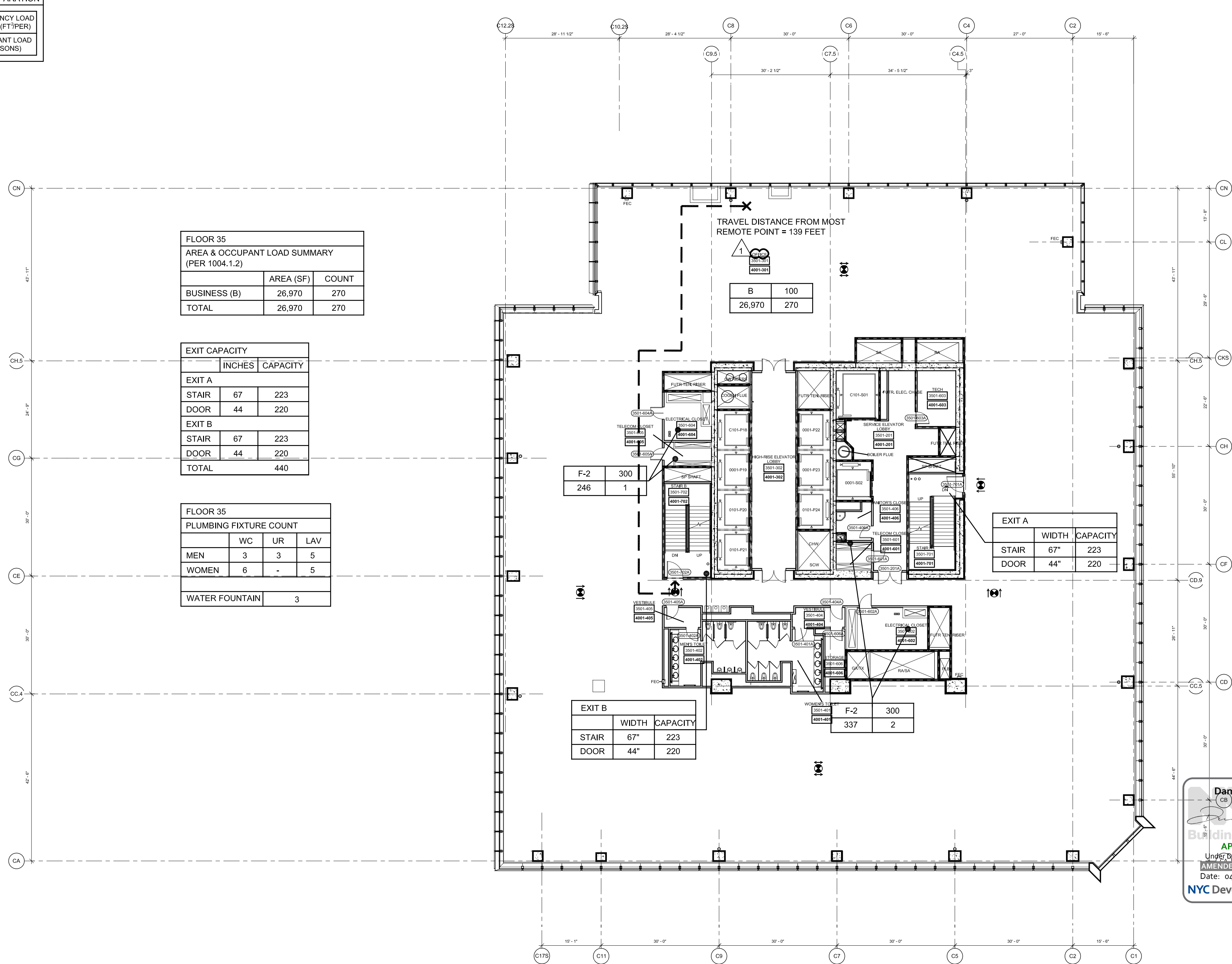
SYMBOL KEY	
	1-HOUR RATED WALL
	2-HOUR RATED WALL
	3-HOUR RATED WALL
	TRAVEL DISTANCE
	ATRIUM SEPARATION
OCCUPANCY	
	OCCUPANCY LOAD FACTOR (F/T)PER
	OCCUPANT LOAD (PERSONS)
	AREA (FT²)



3 Floor 37 (Marketing 40) - High-Rise Office
SCALE: 1/16"=1'-0"



2 Floor 36 (Marketing 40) - High-Rise Office
SCALE: 1/16"=1'-0"



1 Floor 35 (Marketing 40) - High-Rise Office
SCALE: 1/16"=1'-0"

0 8' 16' 32' N

HUDSON YARDS - TOWER C

Address
501 WEST 30TH STREET
NEW YORK, NY



Client
Related Companies
60 Columbus Circle
New York, NY 10023
Tel: 212.801.1000 Fax: 212.801.1048

Oxford Properties Group
320 Park Avenue, 17th Floor
New York, NY 10022
Tel: 212.986.7514 Fax: 212.986.7510

Construction Manager
Tishman Construction Corporation
100 Park Avenue, 5th Floor
New York, NY 10017
Tel: 212.708.3600

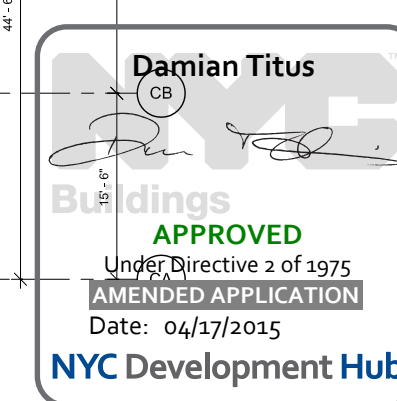
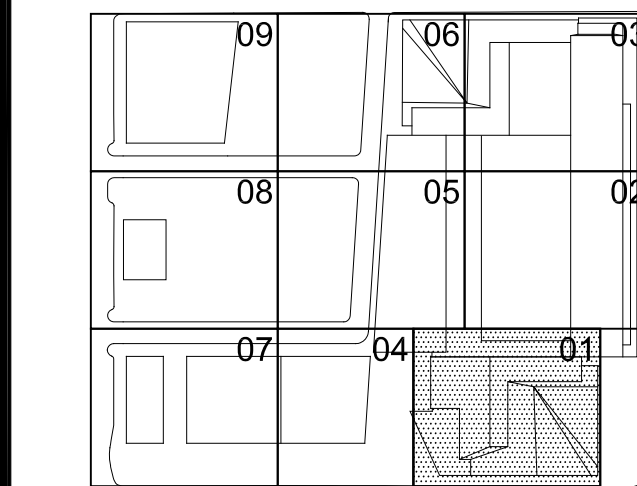
Architect
Kohn Pedersen Fox Associates PC
Architects & Planning Consultants
11 West 42nd Street
New York, NY 10036
Tel: 212.977.6500 Fax: 212.956.2526

Structural Engineer
Thomson Townsend, Inc.
51 Madison Avenue
New York, NY 10010
Tel: 917.661.7800 Fax: 917.661.7801

Mechanical, Electrical, Plumbing, Fire Protection
Jarvis Baum & Bolles Consulting Engineers
80 Pine Street
New York, NY 10013
Tel: 212.530.9300 Fax: 212.269.5894

2 POST APPROVAL AMENDMENT 11/21/2014
1 D.O.B. BUILDING PERMIT FILING 02/22/2015
No. Date

Key Plan



Date
03/22/2013
Project No.
1776.10
Sheet No.
Sheet Name
HYE-TC-EG-3501

LIFE SAFETY
FLOOR PLANS 35-38
(MARKETING 40-43)

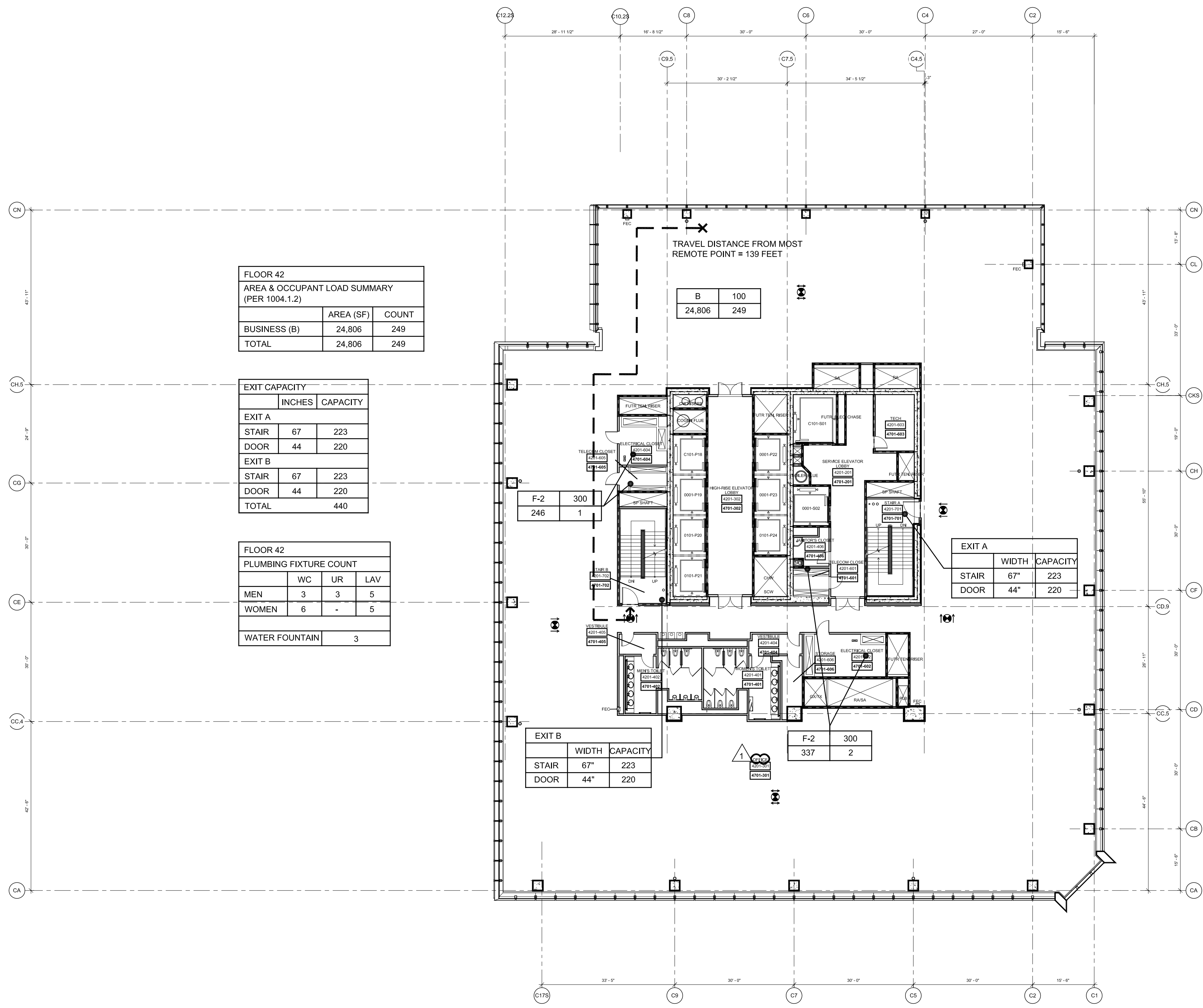
EG-3501

B-S&P Drawing Number

EG-117.01

SHEET 19 OF 23

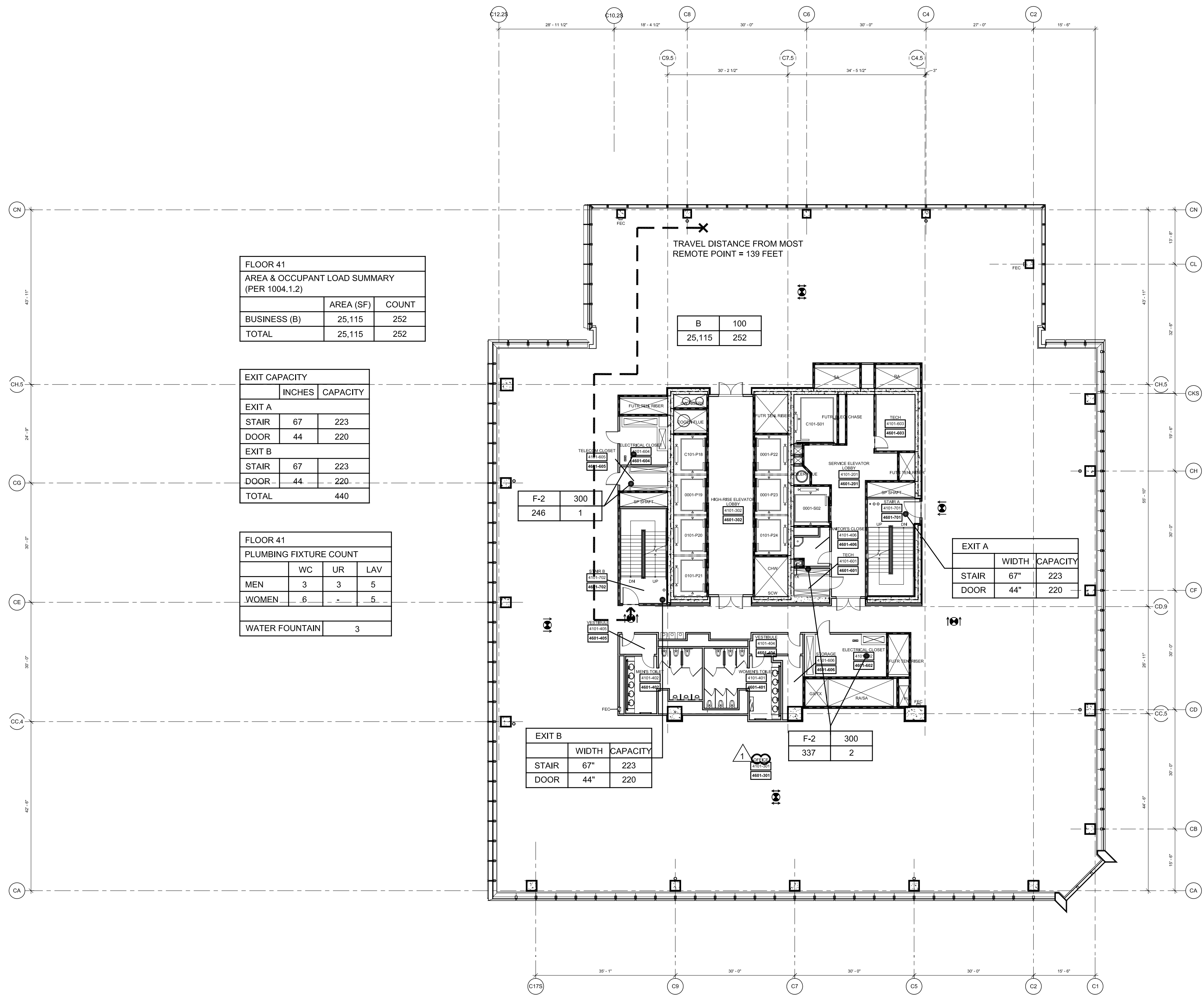
Filename: P:\Projects\1772_westsideyards\Drawings\CAD\Sheet\HYE-TC-EG-3901.dwg Plotted by: Treiber, Joshua Plotted Time: 1/30/2015 2:43 PM



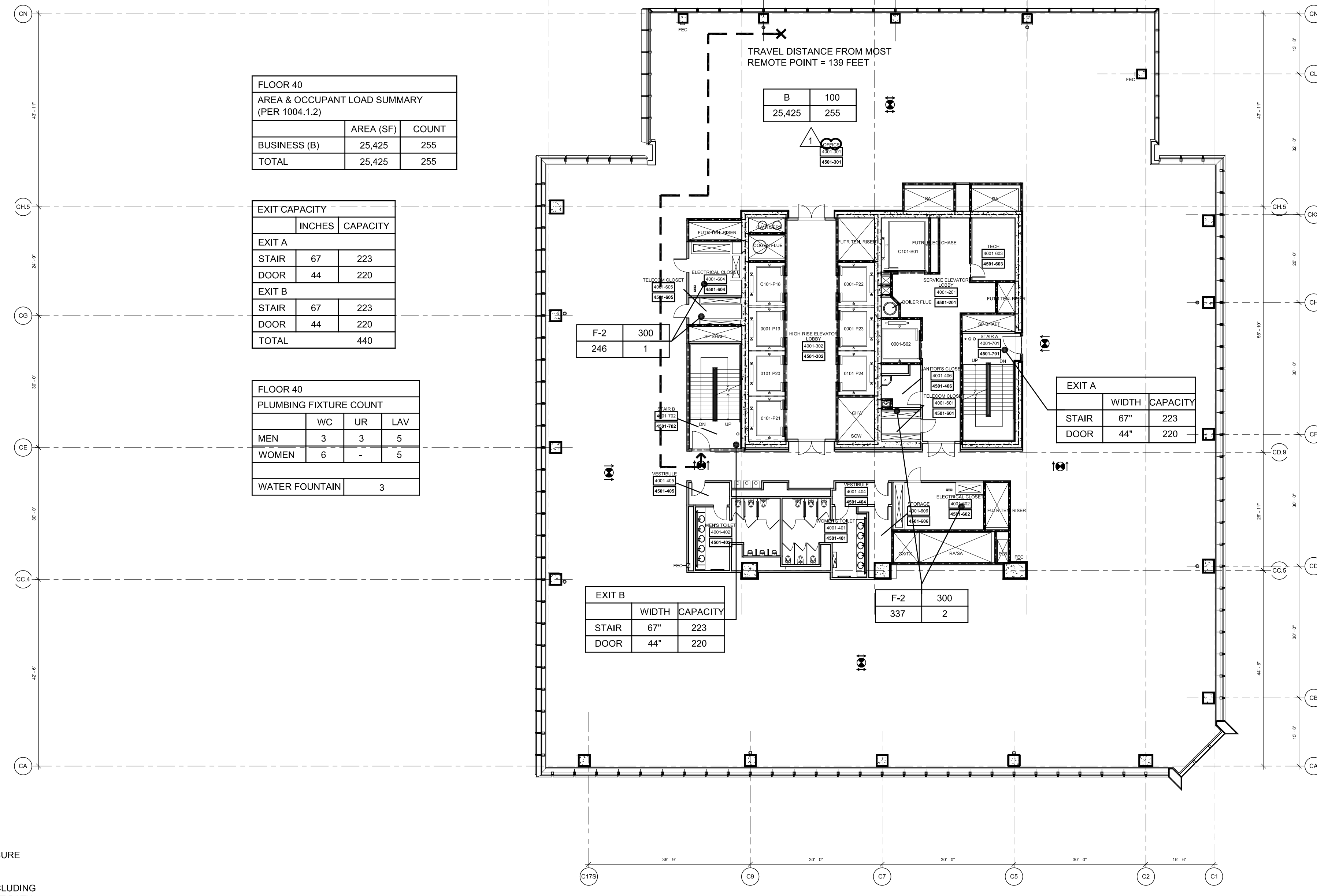
④ Floor 42 (MARKETING 40) - High-Rise Office
SCALE: 1/16"=1'-0"

- NOTE:
1. INTERIOR FIT OUT AND FLOOR OPENING ENCLOSURE BY FUTURE TENANT
 2. FOR STAIR LAYOUT INCLUDING PHOTOLUMINESCENT EXIT PATH MARKINGS REFER TO A4-SERIES PLANS & SECTIONS FOR DETAIL

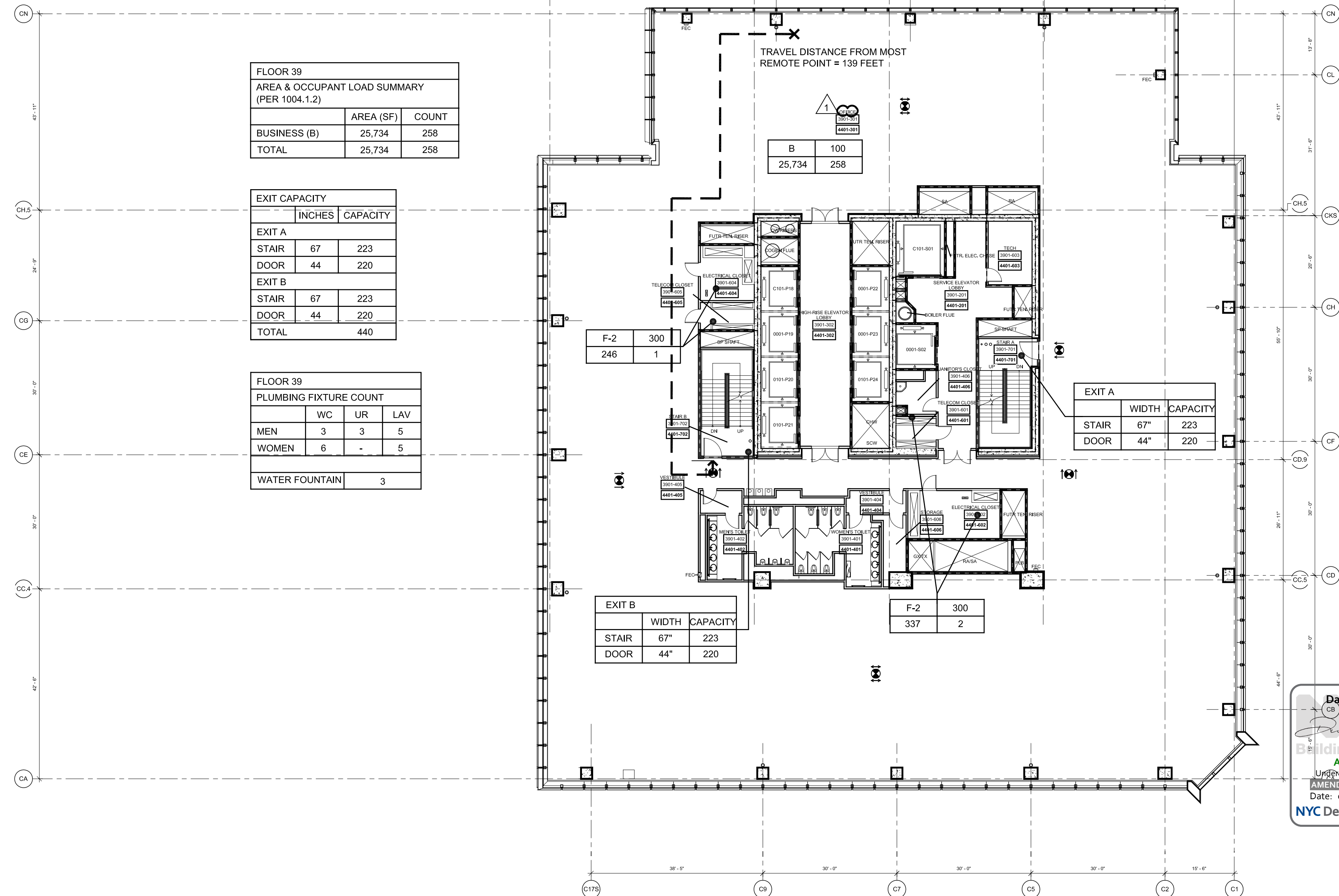
SYMBOL KEY	
	1-HOUR RATED WALL
	2-HOUR RATED WALL
	3-HOUR RATED WALL
	TRAVEL DISTANCE
	ATRIUM SEPARATION
	OCCUPANCY AREA (F)
	OCCUPANCY LOAD FACTOR (F)
	OCCUPANT LOAD (F)



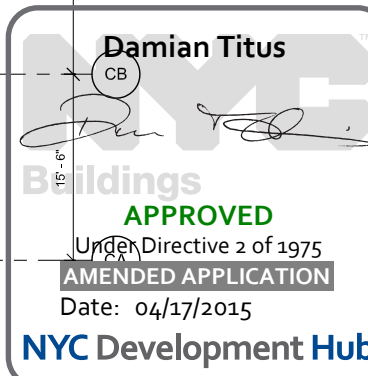
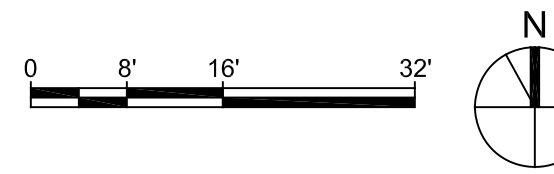
③ Floor 41 (MARKETING 40) - High-Rise Office
SCALE: 1/16"=1'-0"



② Floor 40 (MARKETING 40) - High-Rise Office
SCALE: 1/16"=1'-0"



① Floor 39 (MARKETING 40) - High-Rise Office
SCALE: 1/16"=1'-0"



HUDSON YARDS - TOWER C

Address
501 WEST 30TH STREET
NEW YORK, NY



Client
Related Companies
60 Columbus Circle
New York, NY 10023
Tel: 212.801.1000 Fax: 212.801.1048

Oxford Properties Group
320 Park Avenue, 17th Floor
New York, NY 10022
Tel: 212.986.7514 Fax: 212.986.7510

Construction Manager
Tishman Construction Corporation
100 Park Avenue, 5th Floor
New York, NY 10017
Tel: 212.708.3600

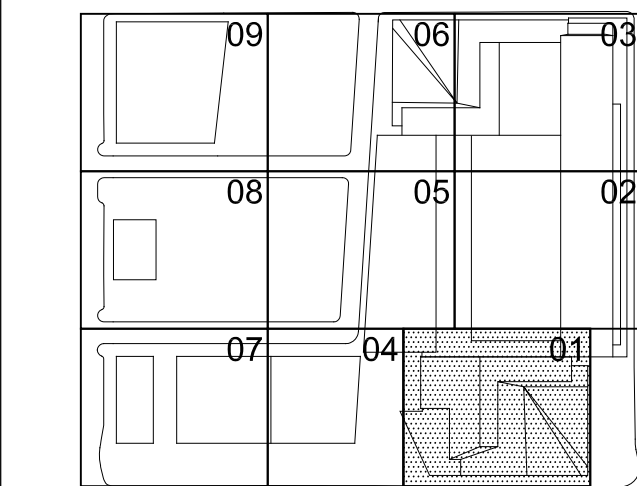
Architect
Kohn Pedersen Fox Associates PC
Architects & Planning Consultants
11 West 42nd Street
New York, NY 10036
Tel: 212.977.6500 Fax: 212.956.2526

Structural Engineer
Thomson Townsend, Inc.
51 Madison Avenue
New York, NY 10010
Tel: 917.661.7800 Fax: 917.661.7801

Mechanical, Electrical, Plumbing, Fire Protection
Jarvis Baum & Bolles Consulting Engineers
80 Pine Street
New York, NY 10013
Tel: 212.530.9300 Fax: 212.269.5894

2	POST APPROVAL AMENDMENT	11/21/2014
1	D.O.B. BUILDING PERMIT FILING	05/22/2013
No.		Date

Key Plan



Date

03/22/2013

Project No.

1776.10

Sheet No.

HYE-TC-EG-3901

Drawing Title

Life Safety

FLOOR PLANS 39-42

(MARKETING 44-47)

EG-3901

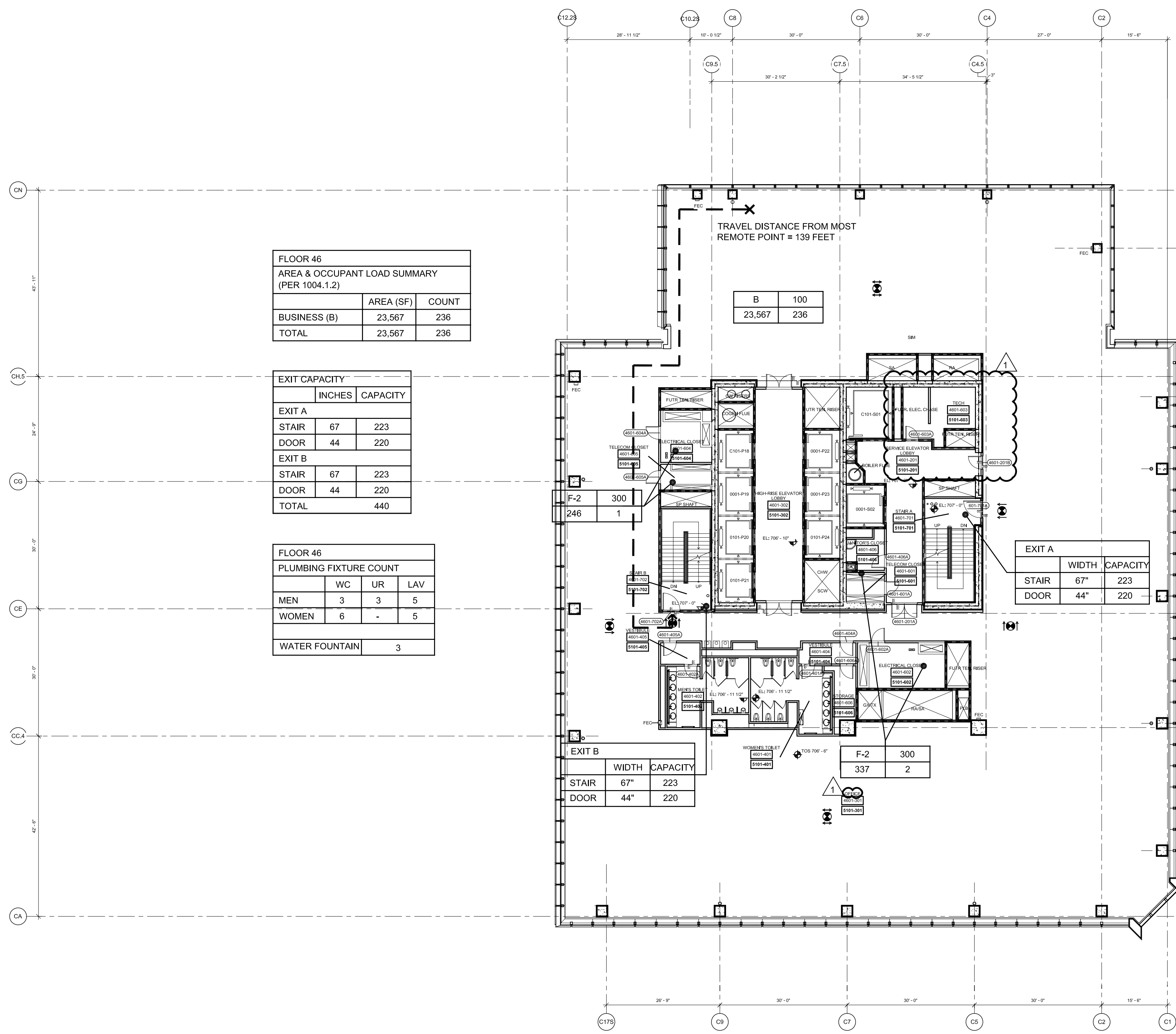
Revision Number

8-SCM Drawing Number

EG-118.01

SHEET 20 OF 23

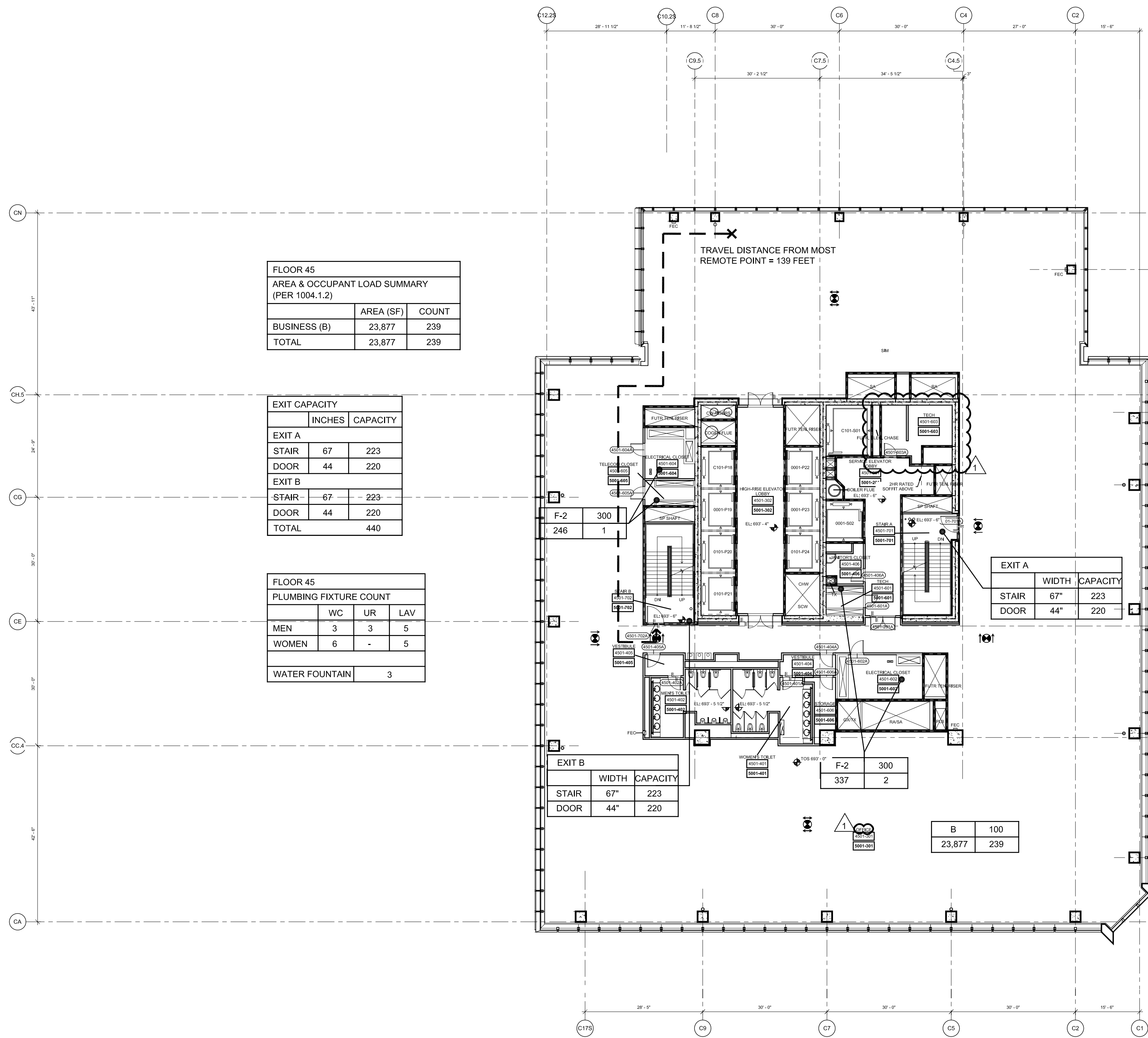
Filename: P:\Projects\1775_westsideyards\Drawings\CAD\Sheet\TOWER_C\Perim_Series\Series\HYE-TC-EG-4301.dwg Plotted by: Trelber, Joshua Plot Time: 1/30/2015 2:54 PM



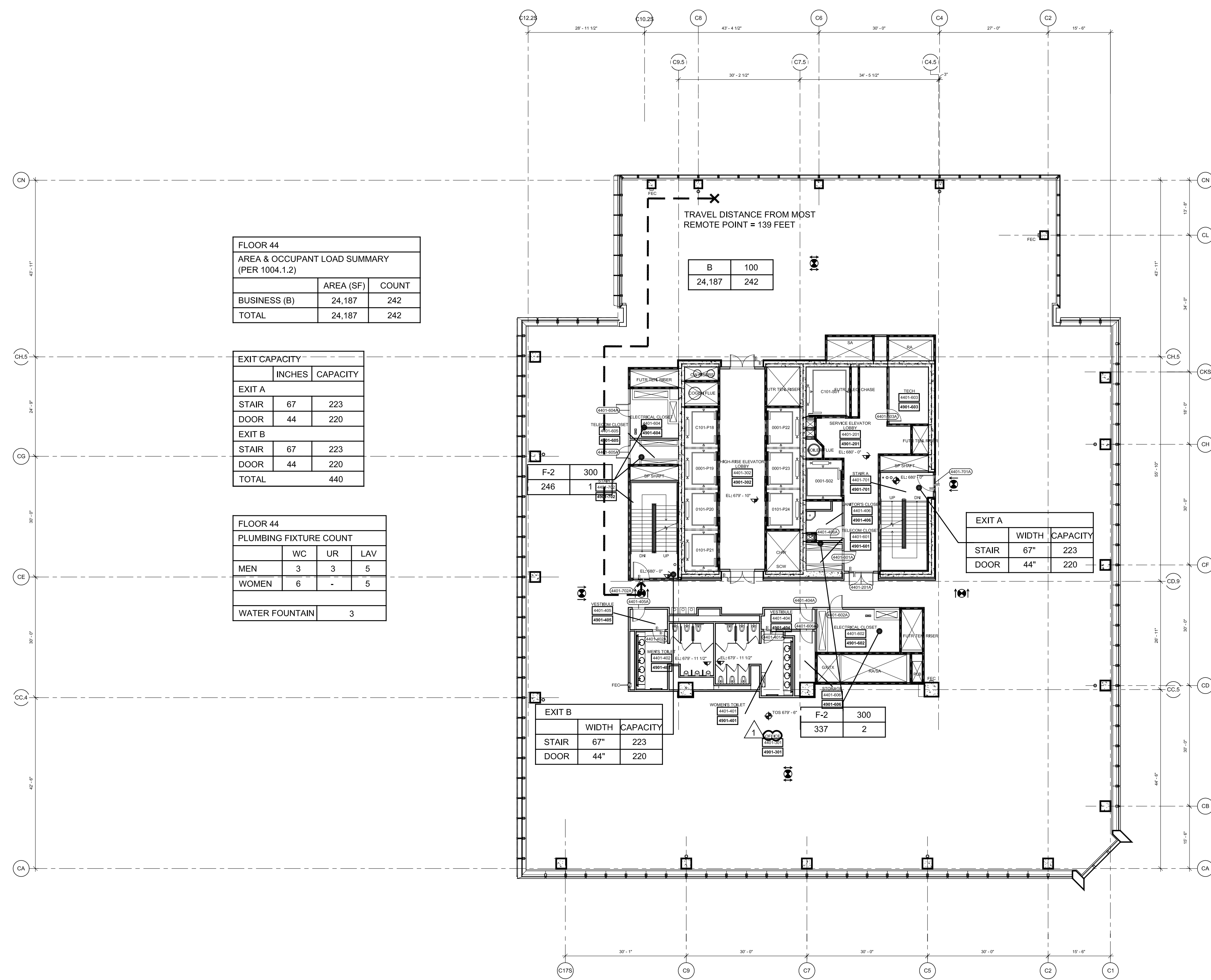
4 Floor 46 (Marketing 50) - High-Rise Office
SCALE: 1/16"=1'-0"

NOTE:
1. INTERIOR FIT OUT AND FLOOR OPENING ENCLOSURE BY FUTURE TENANT
2. FOR STAIR LAYOUT INCLUDING PHOTOLUMINESCENT EXIT PATH MARKINGS REFER TO A4-SERIES PLANS & SECTIONS FOR DETAIL

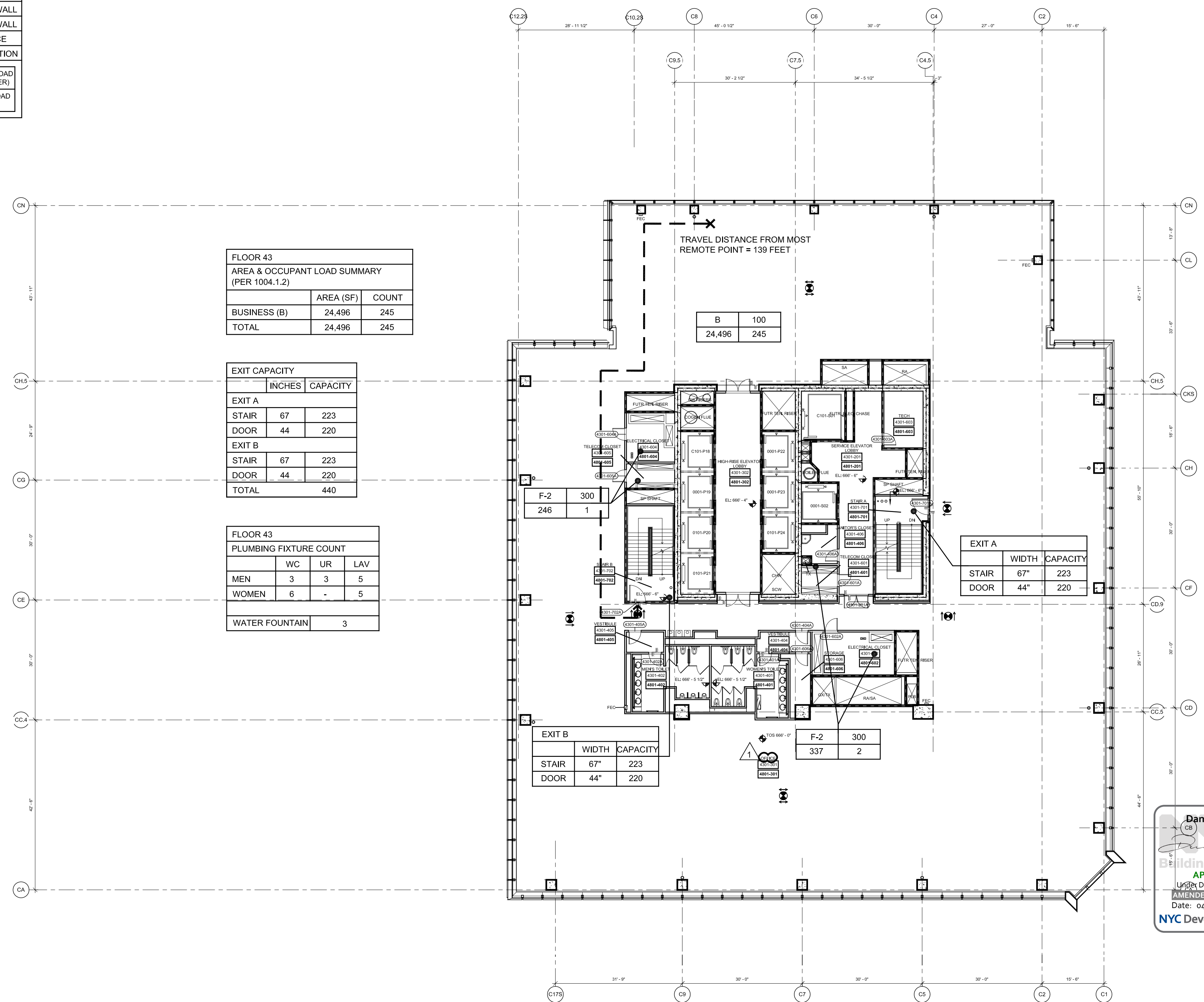
SYMBOL KEY	
	1-HOUR RATED WALL
	2-HOUR RATED WALL
	3-HOUR RATED WALL
	TRAVEL DISTANCE
	ATRIUM SEPARATION
OCCUPANCY	
	OCCUPANCY LOAD FACTOR (PT/MS)
	OCCUPANT LOAD (PERSONS)



3 Floor 45 (Marketing 50) - High-Rise Office
SCALE: 1/16"=1'-0"



2 Floor 44 (Marketing 40) - High-Rise Office
SCALE: 1/16"=1'-0"



1 Floor 43 (Marketing 30) - High-Rise Office
SCALE: 1/16"=1'-0"

0 8' 16' 32'
N

HUDSON YARDS - TOWER C

Address
501 WEST 30TH STREET
NEW YORK, NY



Client
Related Companies
60 Columbus Circle
New York, NY 10023
Tel: 212.801.1000 Fax: 212.801.1048

Oxford Properties Group
320 Park Avenue, 17th Floor
New York, NY 10022
Tel: 212.986.7514 Fax: 212.986.7510

Construction Manager
Tishman Construction Corporation
100 Park Avenue, 5th Floor
New York, NY 10017
Tel: 212.708.3600


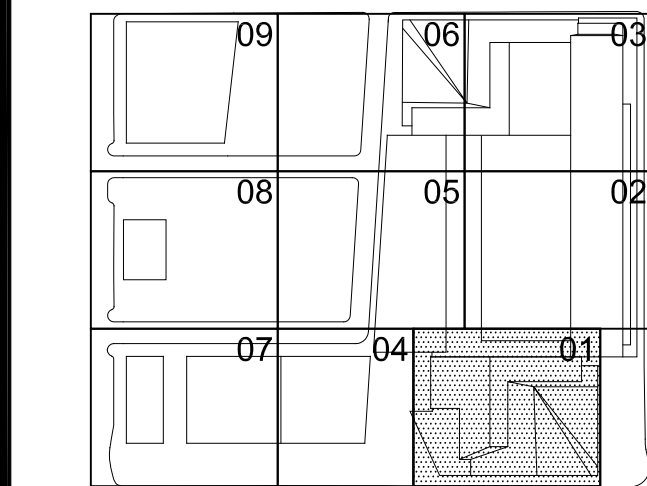
Architect
Kohn Pedersen Fox Associates PC
Architects & Planning Consultants
11 West 42nd Street
New York, NY 10036
Tel: 212.977.6500 Fax: 212.956.2526

Structural Engineer
Thomson Transmitt, Inc.
51 Madison Avenue
New York, NY 10010
Tel: 917.661.7800 Fax: 917.661.7801

Mechanical, Electrical, Plumbing, Fire Protection
Jarvis Baum & Bolles Consulting Engineers
80 Pine Street
New York, NY 10013
Tel: 212.530.9300 Fax: 212.269.5894

2	POST APPROVAL AMENDMENT	11/21/2014
1	D.O.B. BUILDING PERMIT FILING	02/22/2015
No.	Date	Date

Key Plan



Date
03/22/2013

Project No.
1776,10

Sheet No.
HYE-TC-EG-4301

Drawing Title
LIFE SAFETY FLOOR PLANS 43-46

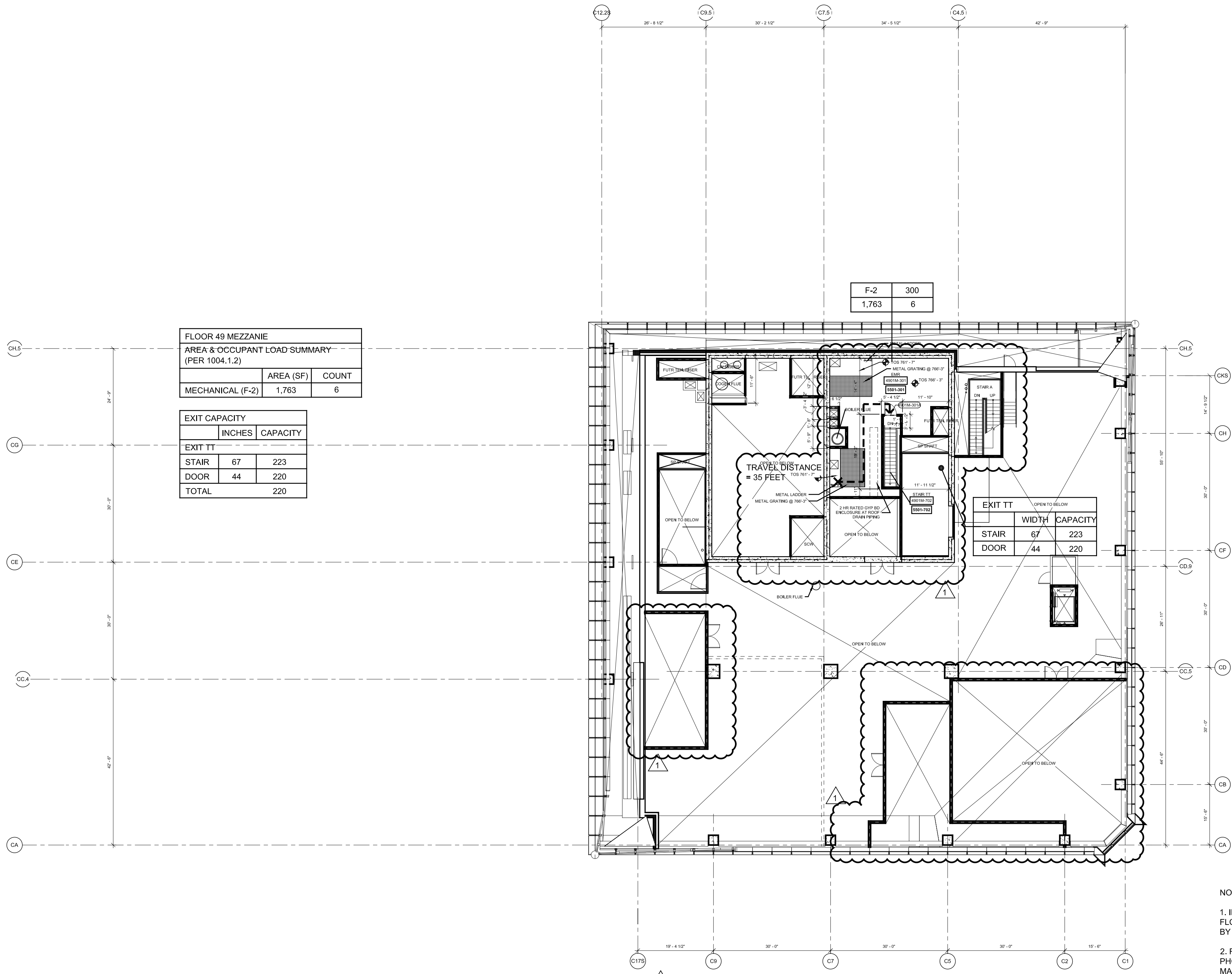
EG-4301

8-SCAN Drawing Number

EG-119.01

SHEET 21 OF 23

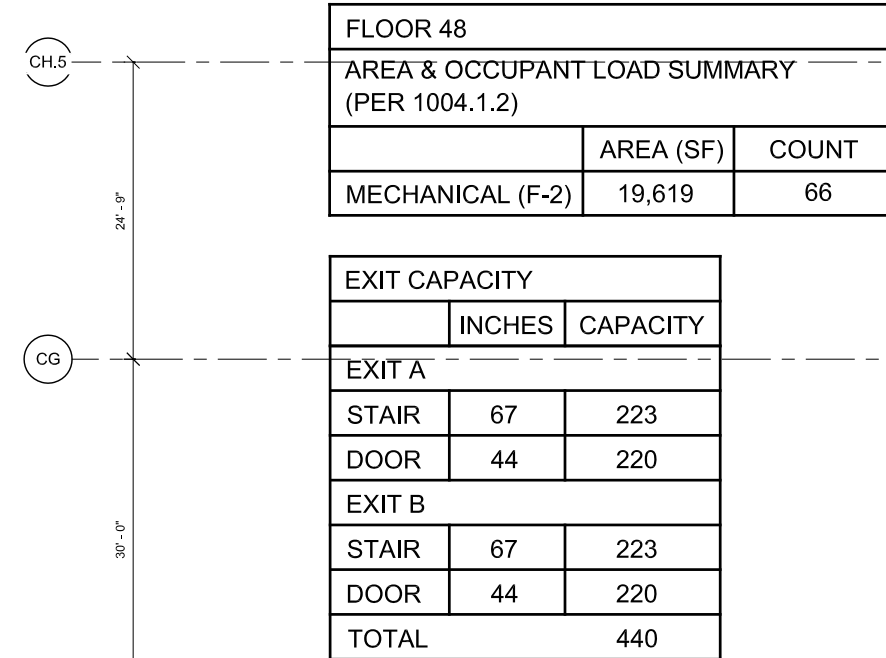
Filename: P:\Projects\1775_westsideyards\Drawings\CAD\Sheet\CD\EG-4701.dwg Plotted by: Treiber, Joshua Plotted Time: 22/2013 2:07 PM



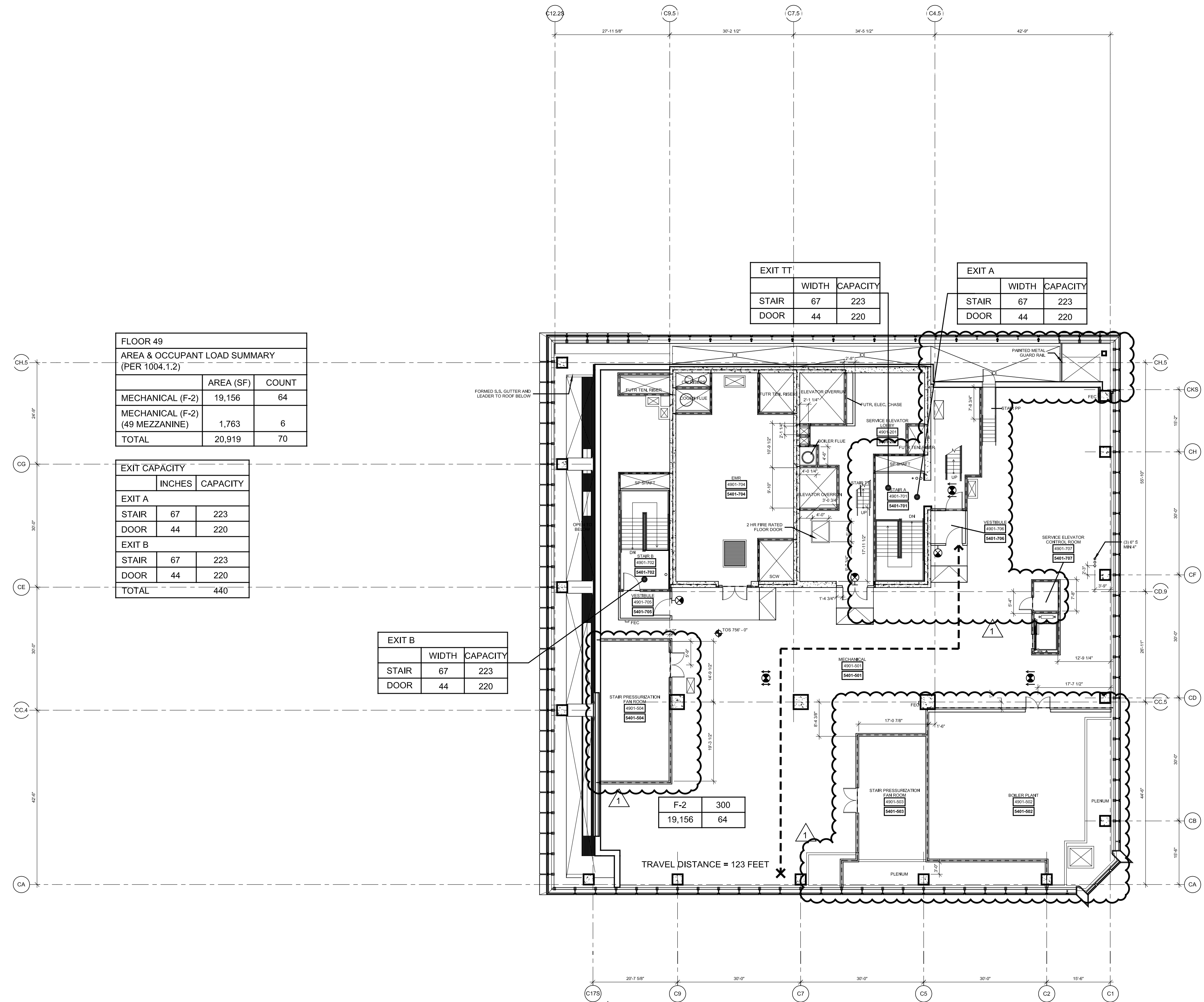
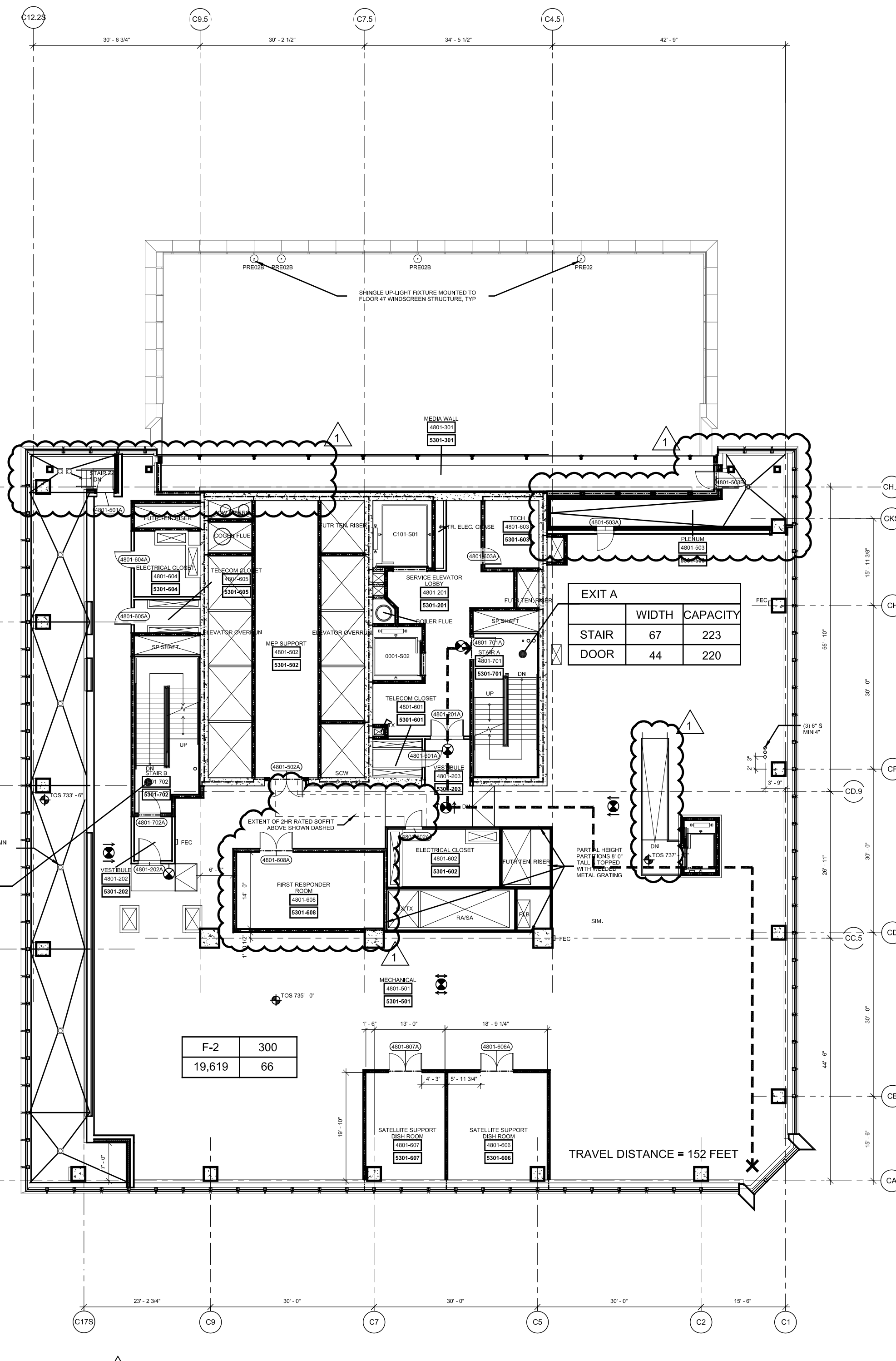
4 Floor 49 Mezzanine - Service Elevator EMR
SCALE: 1/16"=1'-0"

- NOTE:
- INTERIOR FIT OUT AND FLOOR OPENING ENCLOSURE BY FUTURE TENANT
 - FOR STAIR LAYOUT INCLUDING PHOTO LUMINESCENT EXIT PATH MARKINGS REFER TO M-SERIES PLANS & SECTIONS FOR DETAIL

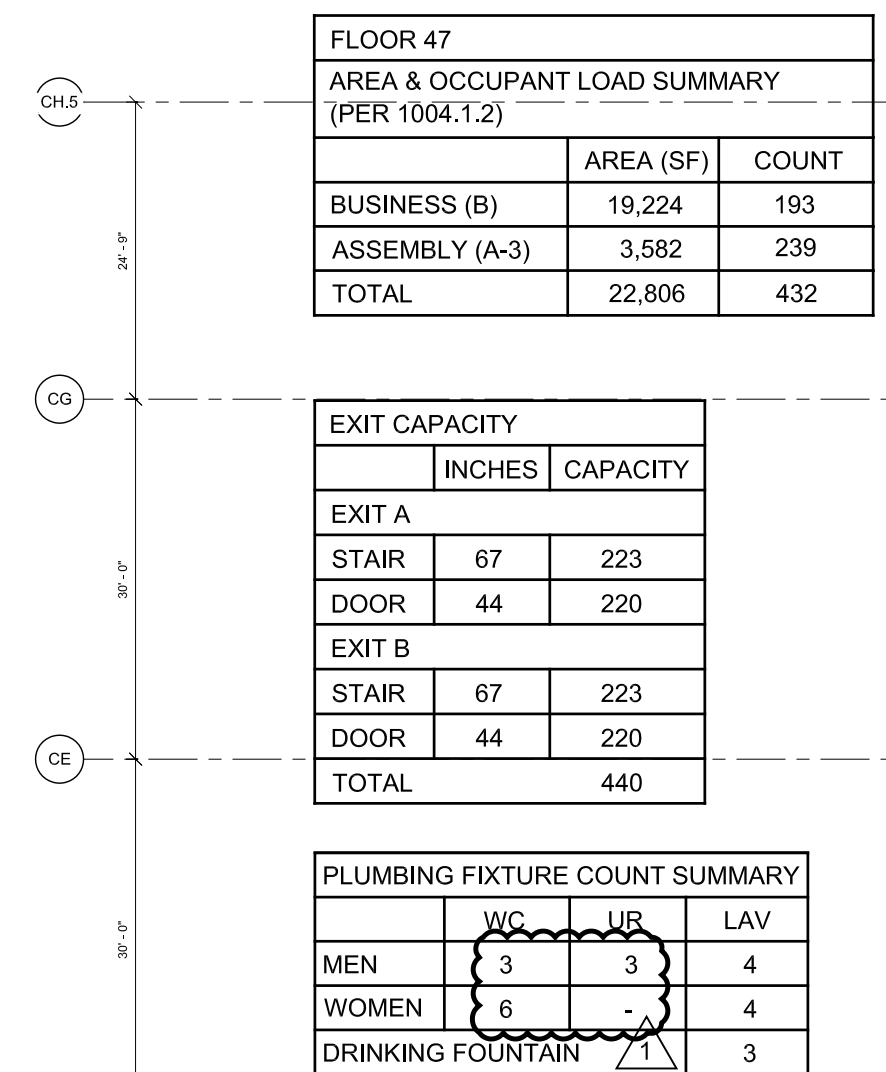
SYMBOL KEY	
	1-HOUR RATED WALL
	2-HOUR RATED WALL
	3-HOUR RATED WALL
	TRAVEL DISTANCE
	ATRIUM SEPARATION
OCCUPANCY	
	OCCUPANCY LOAD FACTOR (1/TYPER)
	OCCUPANT LOAD (PERSONS)




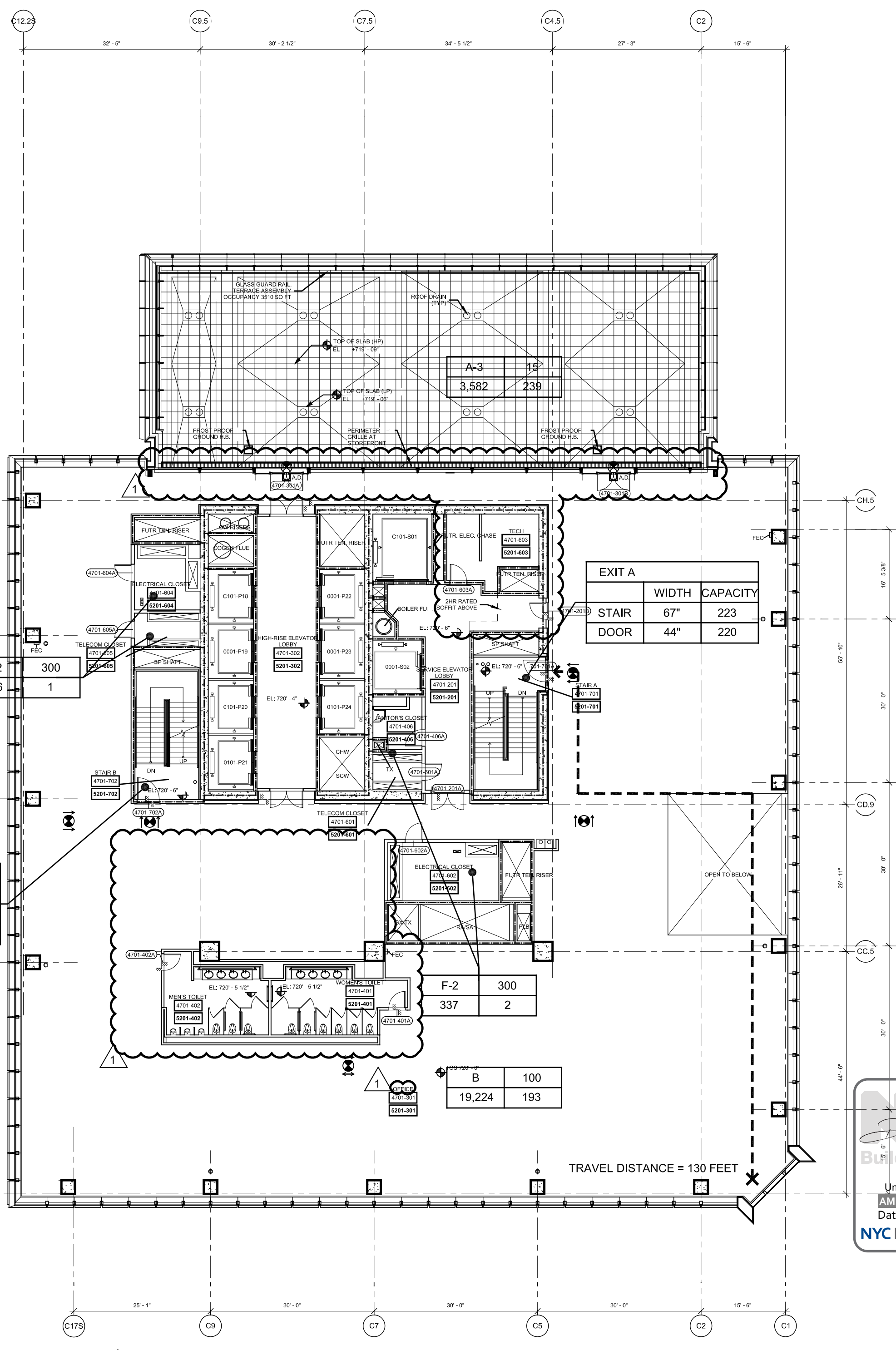
2 Floor 48 Mechanical
SCALE: 1/16"=1'-0"



3 Floor 49 Mechanical
SCALE: 1/16"=1'-0"



1 Floor 47 High-Rise Office
SCALE: 1/16"=1'-0"



HUDSON YARDS - TOWER C

Address
501 WEST 30TH STREET
NEW YORK, NY

Client
Related Companies
60 Columbus Circle
New York, NY 10023
Tel: 212.801.1000 Fax: 212.801.1048

Oxford Properties Group
320 Park Avenue, 17th Floor
New York, NY 10022
Tel: 212.986.7514 Fax: 212.986.7510

Construction Manager
Tishman Construction Corporation
100 Park Avenue, 5th Floor
New York, NY 10017
Tel: 212.708.3600

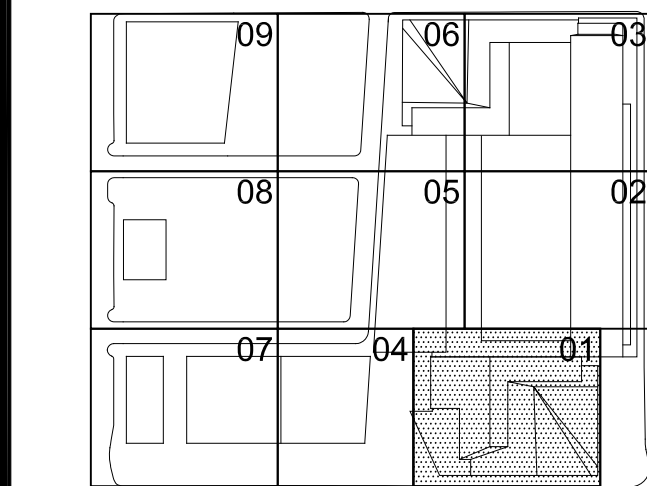
Architect
Kohn Pedersen Fox Associates PC
Architects & Planning Consultants
11 West 42nd Street
New York, NY 10036
Tel: 212.977.6590 Fax: 212.956.2526

Structural Engineer
Thomson Transmitt, Inc.
51 Madison Avenue
New York, NY 10010
Tel: 917.661.7800 Fax: 917.661.7801

Mechanical, Electrical, Plumbing, Fire Protection
Jaros Baum & Bolles Consulting Engineers
80 Pine Street
New York, NY 10013
Tel: 212.530.9300 Fax: 212.269.5894

2	POST APPROVAL AMENDMENT	11/21/2014
1	D.O.B. BUILDING PERMIT FILING	02/22/2013
No.	Date	Date

Key Plan



Date

03/22/2013

Project No.

1776,10

Sheet No.

EG-4701

Drawing Title

HYE-TC-EG-4701

LIFE SAFETY
FLOOR PLANS 47-49
(MARKETING 52-55)

Drawing Title

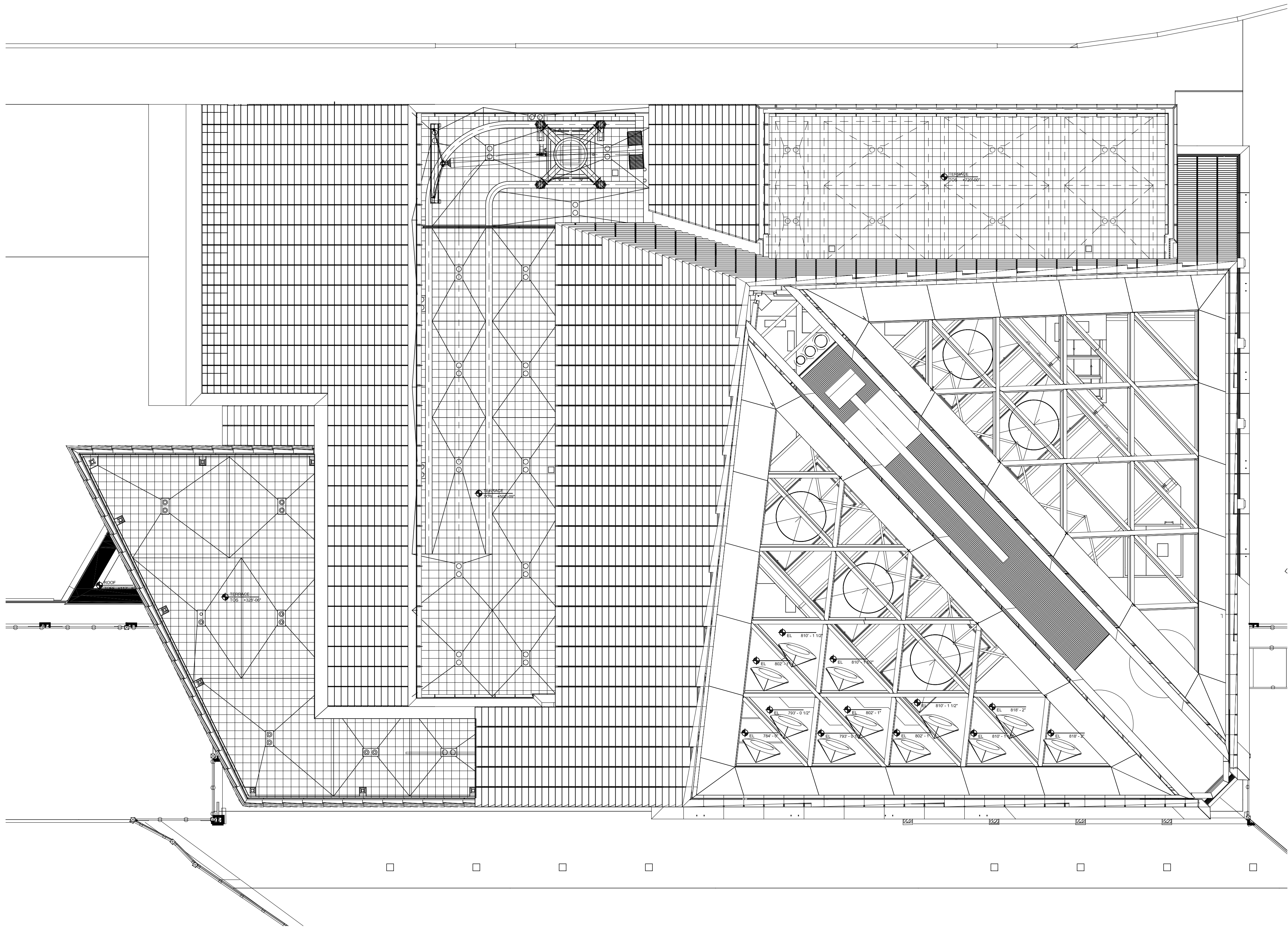
EG-4701

R-SCAN Drawing Number

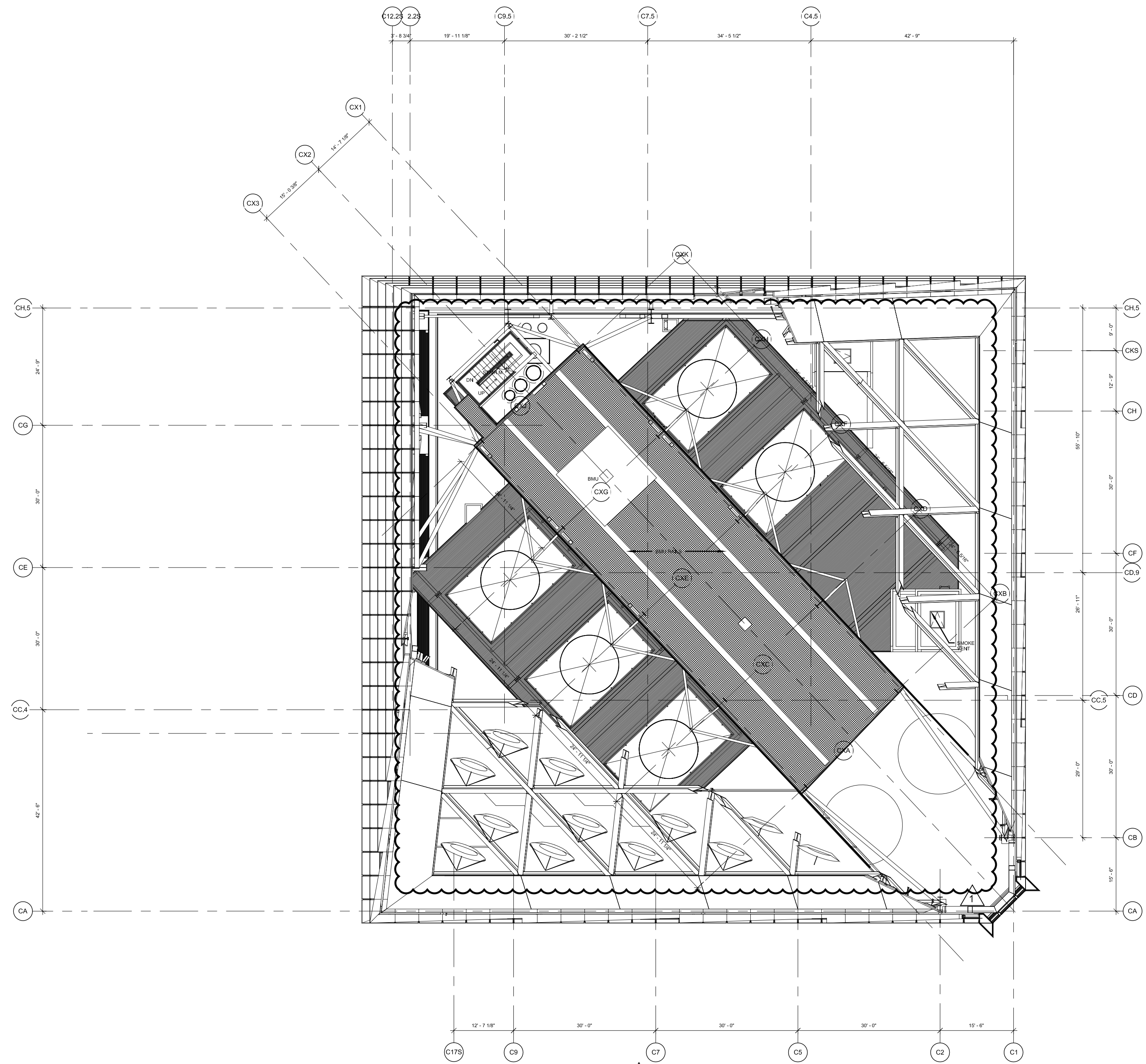
EG-120.01

Sheet Number

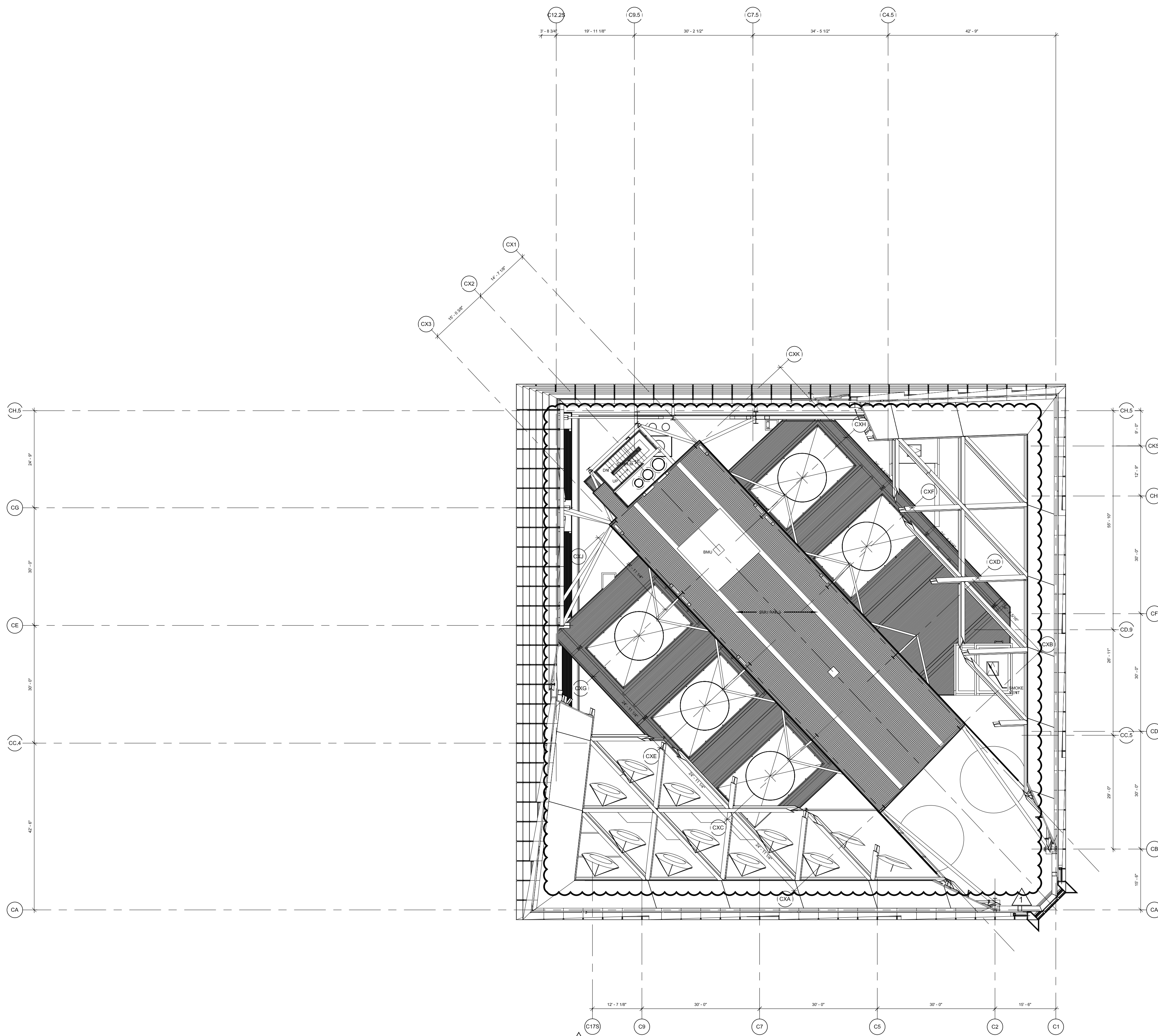
22 OF 22



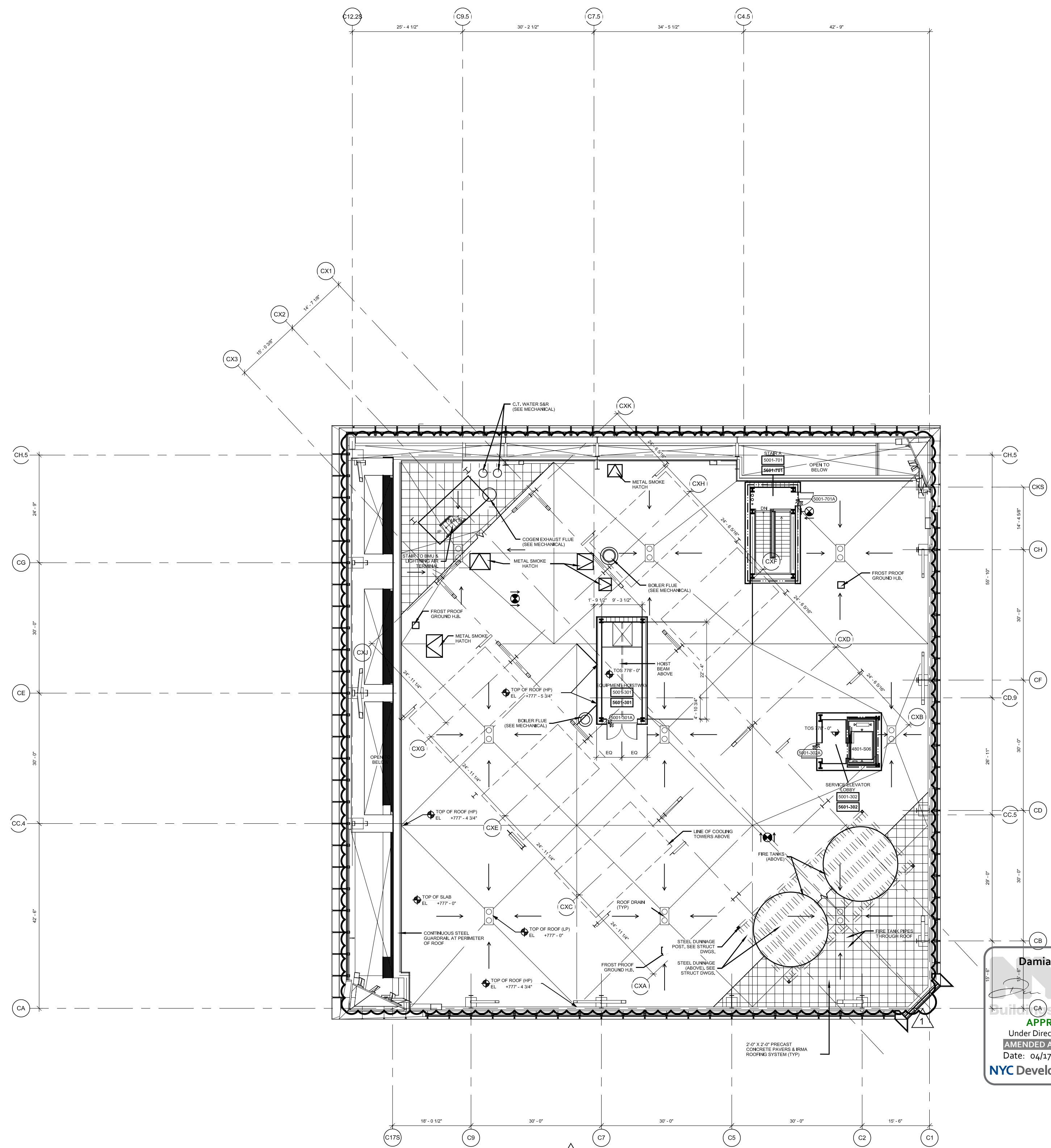
4 Roof Plan
SCALE: 1/16"=1'-0"



2 Floor 50M (Marketing 50) - COOLING TOWER ACCESS
SCALE: 1/16"=1'-0"




3 FLOOR 51 (Marketing 51) - BMU ACCESS
SCALE: 1/16"=1'-0"



1 Floor 50 (Marketing 50) - ROOF
SCALE: 1/16"=1'-0"

HUDSON YARDS - TOWER C

Address
501 WEST 30TH STREET
NEW YORK, NY



Client
Related Companies
60 Columbus Circle
New York, NY 10023
Tel: 212.801.1000 Fax: 212.801.1048

Oxford Properties Group
320 Park Avenue, 17th Floor
New York, NY 10022
Tel: 212.986.7514 Fax: 212.986.7510

Construction Manager
Tishman Construction Corporation
100 Park Avenue, 5th Floor
New York, NY 10017
Tel: 212.708.3600


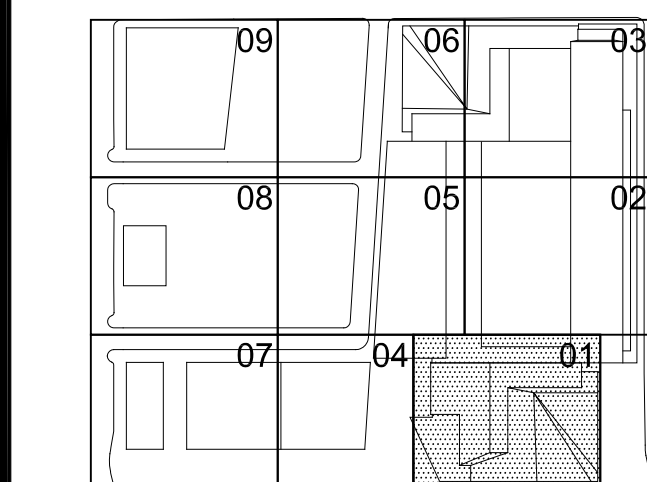
Architect
Kohn Pedersen Fox Associates PC
Architects & Planning Consultants
11 West 42nd Street
New York, NY 10036
Tel: 212.977.6500 Fax: 212.956.2526

Structural Engineer
Thomson Tomasetti, Inc.
51 Madison Avenue
New York, NY 10010
Tel: 917.661.7800 Fax: 917.661.7801

Mechanical, Electrical, Plumbing, Fire Protection
Jaros Baum & Bolles Consulting Engineers
80 Pine Street
New York, NY 10013
Tel: 212.530.9300 Fax: 212.269.5894

2	POST APPROVAL AMENDMENT	11/21/2014
1	D.O.B. BUILDING PERMIT FILING	03/22/2013
0	DATE	DATE

Key Plan



HYE-TC-EG-5001

LIFE SAFETY
FLOOR PLANS 50-ROOF
(MARKETING 56-58)

EG-5001

B-S&P Drawing Number

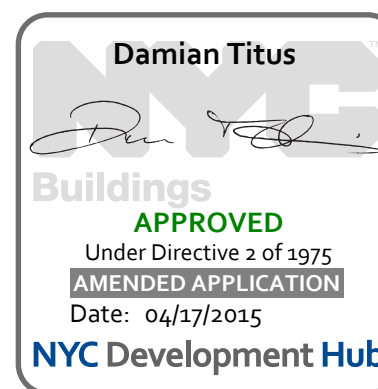
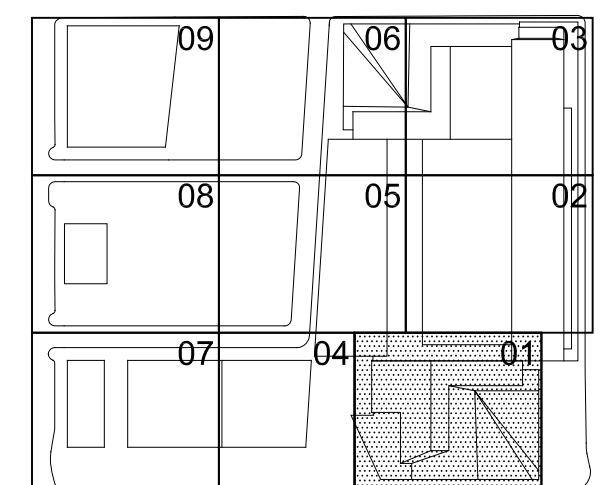
SHEET 23 OF 23

SYMBOL KEY	
---	1-HOUR RATED WALL
---	2-HOUR RATED WALL
---	3-HOUR RATED WALL

NOTES:
1. FLOOR OPENINGS INSIDE TELECOM AND ELECTRICAL CLOSETS ARE TO BE PROTECTED BY FIRE-RIGHT CONDUIT SLEEVE PLATES. REFER TO ELECTRICAL DWGS FOR PRODUCT INFORMATION.
2. INTERIOR FITOUT BY FUTURE TENANT.

2	POST APPROVAL AMENDMENT	10/31/2014
1	D.O.B. BUILDING PERMIT FILING	03/22/2013
01	Issue	Issue

Key Plan



Date: 03/22/2013
Project No: 17765.10
Drawn By: [Signature]
Sheet Number: [Blank]

HYE-TC-A1-0601

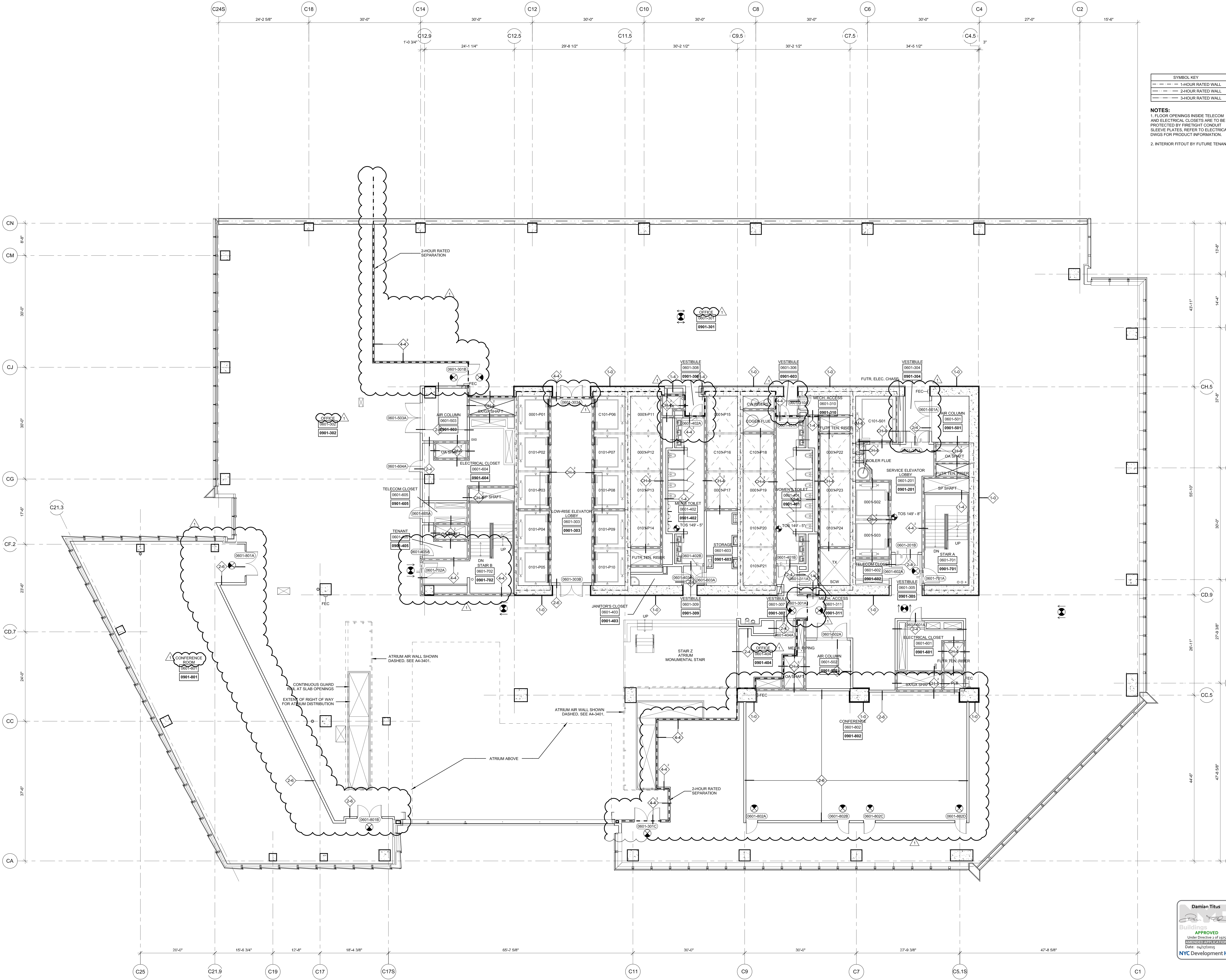
Drawing Title

FLOOR PLAN 06
SECTOR 01
(MARKETING 09)

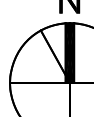
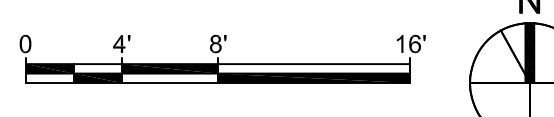
Drawing Number
A1-0601
B/E/C/N Drawing Number
A-118.01

SHEET 19 OF 241

© 2013 KOHN PEDERSEN FOX ASSOCIATES PC. All rights reserved.

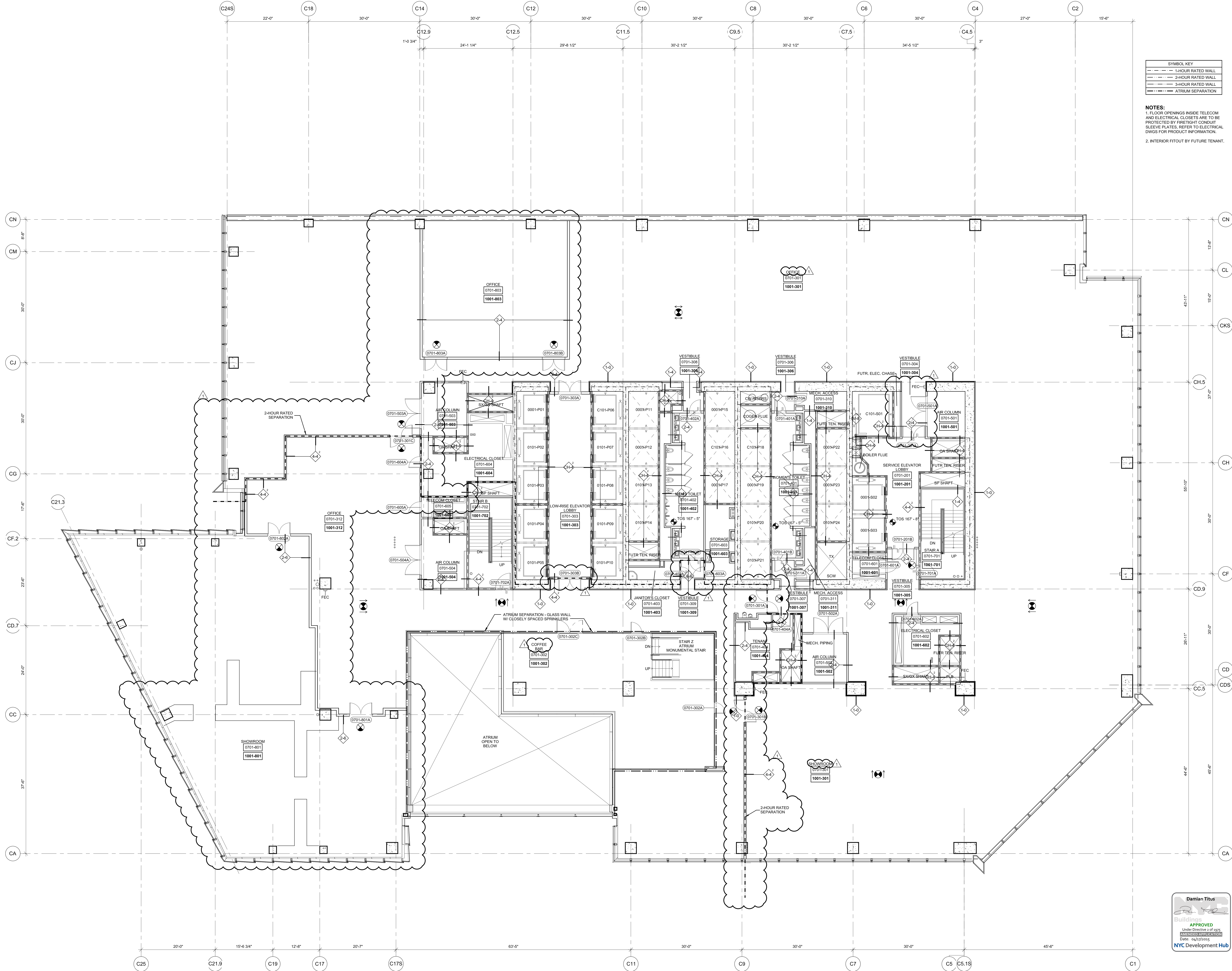


1 Floor 06 (MARKETING 09) - Low-Rise Office
SCALE: 1/8"=1'-0"



SYMBOL KEY	
---	1-HOUR RATED WALL
---	2-HOUR RATED WALL
---	3-HOUR RATED WALL
---	ATRIUM SEPARATION

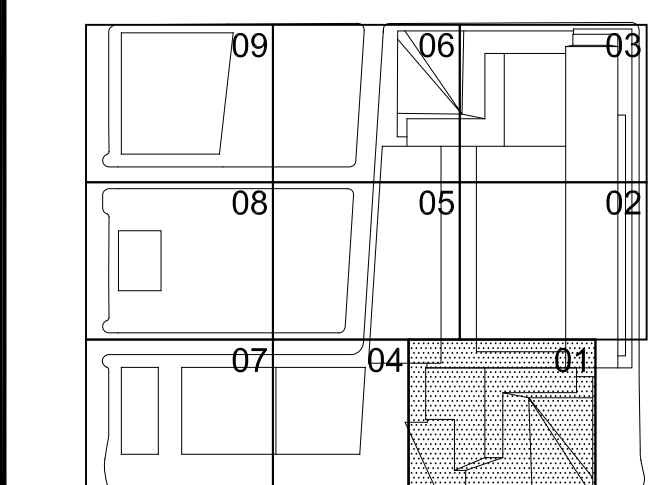
NOTES:
1. FLOOR OPENINGS INSIDE TELECOM AND ELECTRICAL CLOSETS ARE TO BE PROTECTED BY FIRE-RIGHT CONDUIT SLEEVE PLATES. REFER TO ELECTRICAL DWGS FOR PRODUCT INFORMATION.
2. INTERIOR FITOUT BY FUTURE TENANT.



POST APPROVAL AMENDMENT	
1	03/22/2013
2	03/22/2013

D.O.B. BUILDING PERMIT FILING	
1	03/22/2013
2	03/22/2013

Key Plan	
01	02
03	04
05	06
07	08
09	10



HYE-TC-A1-0701

FLOOR PLAN 07
SECTOR 01
MARKETING 10
Drawing Number
A1-0701
SHEET 20 OF 241

© 2013 KOHN PEDERSEN FOX ASSOCIATES PC. All rights reserved.

Mark	ROOMS				OPENING		FRAME		DOOR				HARDWARE GROUP	COORD WITH ADDL SECURITY EQUIP	COMMENTS
	ROOM NUMBER	FROM ROOM NAME	ROOM NUMBER	TO ROOM NAME	Width	Height	Material	Type	Jamb	Head	Material	Type	Thickness	SL FR MIN	
0101-201A	0101-201	SECURITY ROOM	0101-102	WEST LOBBY	36	84									
0101-202A	0101-103	CORRIDOR	0101-202	SERVICE ELEVATOR LOBBY	72	96.75									
0101-203B	0101-202	CORRIDOR	0101-103	SERVICE ELEVATOR LOBBY	72	96.75									
0101-203B	0101-103	CORRIDOR	0101-202	SERVICE ELEVATOR LOBBY	72	84									
0101-203A	0101-203	SECURITY ROOM	0101-102	EAST LOBBY	36	108									
0101-203B	0101-203	SECURITY ROOM	0101-203	SECURITY ROOM	36	108									
0101-204A	0101-204	SERVICE CORRIDOR	0101-206	FUTURE RETAIL ELEVATOR VESTIBULE	36	108									
0101-205A	0101-205	FIRE COMMAND CENTER	0101-205	FIRE COMMAND CENTER	36	108									
0101-205A	0101-205	SECURITY ROOM	0101-205	SECURITY ROOM	36	108									
0101-207A	0101-207	COACH BOH	0101-101	SOUTH LOBBY	36	108									
0101-208A	0101-208	BOH TOILET	0101-207	COACH BOH	36	94									
0101-209A	0101-209	SECURITY MONITORING ROOM	0101-207	COACH BOH	30	105									
0101-209B	0101-209	SECURITY MONITORING ROOM			66	84									BI-FOLD
0101-209C	0101-209	SECURITY MONITORING ROOM			66	84									BI-FOLD
0101-210A	0101-210	BOH			36	102									
0101-601A	0101-601	TELECOM CLOSET	0101-103	CORRIDOR	36	96.75									
0101-603A	0101-606	TECH	0101-603	ELECTRICAL CLOSET	36	84							120		SELF-CLOSING
0101-604A	0101-206	FUTURE RETAIL ELEVATOR VESTIBULE	0101-604	TELECOM CLOSET	36	84									
0101-605A	0101-206	FUTURE RETAIL ELEVATOR VESTIBULE	0101-605	ELECTRICAL CLOSET	36	84									
0101-606A	0101-606	TECH	0101-105	MID-RISE ELEVATOR LOBBY	48	108							120		SEE DRAWINGS
0101-701A	0101-103	CORRIDOR	0101-701	STAIR D	36	96.75							120		SELF-CLOSING
0101-701B	0101-202	SERVICE ELEVATOR LOBBY	0101-701	STAIR D	36	84							120		SELF-CLOSING
0101-702A	0101-203	SECURITY ROOM	0101-702	STAIR A	36	108							120		SELF-CLOSING
0101-702B	0101-204	SERVICE CORRIDOR	0101-702	STAIR A	36	106							120		SELF-CLOSING
0101-703A	0101-703	STAIR E	0101-703	STAIR E	36	108									
0101-201A	0201-201	SERVICE ELEVATOR LOBBY			72	106							120		SELF-CLOSING
0101-202A	0201-202	STORAGE	0201-202	STORAGE	36	84									
0101-203A	0201-302	BUILDING OPERATIONS OFFICE	0201-203	STORAGE	36	84									
0101-204A	0201-204	CLOSET	0201-302	BUILDING OPERATIONS OFFICE	36	84									
0101-204B	0201-204	CLOSET	0201-204	BUILDING OPERATIONS OFFICE	36	84									
0101-204C	0201-204	CLOSET	0201-302	BUILDING OPERATIONS OFFICE	72	102									
0201-301A	0201-302	BUILDING OPERATIONS OFFICE	0201-301	BUILDING OPERATIONS OFFICE	36	84									
0201-301B	0201-302	BUILDING OPERATIONS OFFICE	0201-301	BUILDING OPERATIONS OFFICE	36	84									
0201-303A	0201-302	BUILDING OPERATIONS OFFICE	0201-303	BUILDING OPERATIONS OFFICE	36	84									
0201-304A	0201-302	BUILDING OPERATIONS OFFICE	0201-304	BUILDING OPERATIONS OFFICE	36	84									
0201-305A	0201-302	BUILDING OPERATIONS OFFICE	0201-305	BUILDING OPERATIONS OFFICE	36	84									
0201-306A	0201-302	BUILDING OPERATIONS OFFICE	0201-306	SECURITY	36	84									
0201-307A	0201-306	SECURITY	0201-307	SECURITY ROOM	36	84									
0201-308A	0201-302	BUILDING OPERATIONS OFFICE	0201-308	CONFERENCE ROOM	36	84									
0201-309A	0201-302	BUILDING OPERATIONS OFFICE	0201-309	PANTRY/WORKROOM	36	84									
0201-310A	0201-302	BUILDING OPERATIONS OFFICE	0201-310	SECURITY BADGING	36	84							120		SELF-CLOSING
0201-312A	0201-312	ELEVATOR LOBBY	0201-312	ELEVATOR LOBBY	60	131									
0201-401A	0201-302	BUILDING OPERATIONS OFFICE	0201-401	TOILET	36	84									
0201-402A	0201-302	BUILDING OPERATIONS OFFICE	0201-402	TOILET	36	84									
0201-602A	0201-201	SERVICE ELEVATOR LOBBY	0201-601	TELECOM CLOSET	36	108									
0201-606A	0201-311	TELECOM CLOSET	0201-601	TELECOM CLOSET	36	84									
0201-607A	0201-607	ELECTRICAL CLOSET	0201-311	LOBBY	72	84									
0201-701A	0201-302	BUILDING OPERATIONS OFFICE	0201-705	EXIT PASSAGE	36	84							120		SELF-CLOSING
0201-702A	0201-702	STAIR B	0201-702	STAIR B	36	108									
0201-704A	0201-704	STAIR A	0201-705	EXIT PASSAGE	36	106							120		SELF-CLOSING
0201R-701A	0201R-701	STAIR H	0201R-701	STAIR A	36	96							120		SELF-CLOSING
0201R-703A	0201R-208	FUTURE RETAIL ELEVATOR VESTIBULE	0201R-703	STAIR H	42	96							120		SELF-CLOSING
0301-101A	0301-104	RETAIL PASSAGEWAY	0301-101	ELEVATOR LOBBY	72	105.5									
0301-102A	0301-104	RETAIL PASSAGEWAY	0301-102	ELEVATOR LOBBY	72	105.5									
0301-103A	0301-104	RETAIL PASSAGEWAY	0301-103	ELEVATOR LOBBY	72	105.5									
0301-104A	0301-104	RETAIL PASSAGEWAY	0301-104	RETAIL PASSAGEWAY	72	108							120		SELF-CLOSING
0301-105A	0301-105	RETAIL LOBBY	0301-106	RETAIL CONNECTOR	72	105.5									
0301-107A	0301-107	RETAIL PARKING ELEVATOR LOBBY	0301-106	RETAIL CONNECTOR	72	105.5									
0301-201A	0301-202	MECHANICAL	0301-201	SERVICE ELEVATOR LOBBY	72	108									
0301-202A	0301-202	SERVICE CORRIDOR	0301-106	RETAIL CONNECTOR	36	108							120		SELF-CLOSING
0301-203B	0301-202	SERVICE CORRIDOR	0301-503	MECHANICAL	72	84							120		SELF-CLOSING
0301-301A	0301-301	TENANT	0301-105	RETAIL LOBBY	72	108							120		SELF-CLOSING
0301-301B	0301-104	RETAIL PASSAGE	0301-301	TENANT	72	108							120		SELF-CLOSING
0301-502A	0301-502	MECHANICAL	0301-202	SERVICE CORRIDOR	84	108									
0301-601A	0301-201	SERVICE ELEVATOR LOBBY	0301-601	TELECOM CLOSET	36	108									
0301-602A	0301-102	TECH	0301-602	MID-RISE ELEVATOR LOBBY	36	84							120		SELF-CLOSING
0301-603A	0301-603	ELECTRICAL CLOSET	0301-102	MID-RISE ELEVATOR LOBBY	36	84									
0301-604A	0301-503	MECHANICAL	0301-604	IT MEET-ME ROOM B	72	84							120		SELF-CLOSING
0301-605A	0301-503	MECHANICAL	0301-605	IT MEET-ME ROOM B	72	84							120		SELF-CLOSING
0301-605A	0301-503	MECHANICAL	0301-605	UPS ROOM B	72	84							120		SELF-CLOSING
0301-605B	0301-503	MECHANICAL	0301-605	UPS ROOM B	36	84							120		SELF-CLOSING
0301-606A	0301-502	MECHANICAL	0301-606	TELECOM CLOSET	36	84									
0301-607A	0301-502	MECHANICAL	0301-607	ELECTRICAL CLOSET	36	108									
0301-701A	0301-201	SERVICE ELEVATOR LOBBY	0301-701	STAIR A	48	108							120		SELF-CLOSING
0301-702A	0301-202	SERVICE CORRIDOR	0301-702	STAIR B	48	106							120		SELF-CLOSING
0301-703A	0301-208	FUTURE RETAIL ELEVATOR VESTIBULE	0301-703	STAIR H	42	96							120		SELF-CLOSING
0401-201A	0401-603	COGEN ROOM NO. 2	0401-201	SERVICE ELEVATOR LOBBY	36	96									
0401-201B	0401-203	SERVICE CORRIDOR	0401-201	SERVICE ELEVATOR LOBBY	72	104									
0401-201C	0401-203	SERVICE CORRIDOR	0401-507	MECHANICAL	48	108							120		SELF-CLOSING
0401-201D	0401-203	MECHANICAL	0401-507	SERVICE CORRIDOR	42	108									
0401-202A	0401-201	SERVICE ELEVATOR LOBBY	0401-202	UNASSIGNED	36	96									
0401-204A	0401-204	VESTIBULE	0401-507	MECHANICAL	48	84									
0401-204B	0401-204	VESTIBULE	0401-509	MECHANICAL	48	106									
0401-302A	0401-302	PW LEG MAINTENANCE ACCESS	0401-302	MECHANICAL	36	84									
0401-504A	0401-203	SERVICE CORRIDOR	0401-504	STAIR PRESSURIZATION FAN ROOM	72	84							120		SELF-CLOSING
0401-505A	0401-603	COGEN ROOM NO. 2	0401-505	STAIR PRESSURIZATION FAN ROOM	72	84							120		SELF-CLOSING
0401-511A	0401-511	MECHANICAL	0401-511	EXHAUST PLENUM	36	84							120		SELF-CLOSING
0401-514A	0401-514	MECHANICAL	0401-514	MECHANICAL	36	84							120		SELF-CLOSING
0401-601A	0401-201	SERVICE ELEVATOR LOBBY	0401-601	TELECOM CLOSET	36	84									
0401-601B	0401-603	COGEN ROOM NO. 1	0401-603	COGEN ROOM NO. 2	36	84									
0401-604A	0401-508	MECHANICAL	0401-604	FACADE & LOBBY DIMMING ROOM	36	84									
0401-604B	0401-507	MECHANICAL	0401-604	FACADE & LOBBY DIMMING ROOM	36	84									
0401-605A	0401-607	TECH	0401-607	TECH	36	84							120		SELF-CLOSING
0401-606A	0401-508	MECHANICAL	0401-606	ATS ROOM	36	84									
0401-607A	0401-507	MECHANICAL	0401-607	ELECTRICAL	36	84									
0401-607B	0401-606	ATS ROOM	0401-607	ELECTRICAL	36	84									
0401-608A	0401-508	MECHANICAL	0401-608	ATS ROOM	36	84									
0401-609A	0401-507	MECHANICAL	0401-608	ATS ROOM	36	84									
0401-609B	0401-608	ATS ROOM	0401-609	ELECTRICAL	36	84									
0401-610A	0401-610	IT MEET-ME ROOM A	0401-508	MECHANICAL	36	84							120		SELF-CLOSING
0401-611A	0401-509	MECHANICAL	0401-611	MECH. SWITCH GEAR ROOM 1	72	84							120		SELF-CLOSING
0401-611B	0401-509	MECHANICAL	0401-611	MECHANICAL	48	106							120		SELF-CLOSING
0401-613A	0401-613	ELECTRICAL CLOSET	0401-509	MECHANICAL	36	84									

Mark	ROOMS		TO		OPENING		FRAME		DOOR		HARDWARE GROUP	COORD WITH ADDL SECURITY EQUIP	COMMENTS			
	ROOM NUMBER	FROM ROOM NAME	ROOM NUMBER	TO ROOM NAME	Width	Height	Material	Type	Jamb	Head	Material	Type	Thickness	Sill	FR MIN	
1201-201A	1201-304	VESTIBULE	1201-201	SERVICE ELEVATOR LOBBY	48	108										
1201-201B	1201-305	VESTIBULE	1201-201	SERVICE ELEVATOR LOBBY	84	108										
1201-302A	1201-302	BALCONY	1201-301	TENANT	40	108										
1201-302B	1201-302	BALCONY	1201-301	TENANT	36	108					G7					SELF-CLOSING
1201-302C	1201-302	BALCONY	1201-301	TENANT	72	108										SELF-CLOSING
1201-303A	1201-303	ELEVATOR LOBBY	1201-301	TENANT	72	108										SELF-CLOSING
1201-303B	1201-303	ELEVATOR LOBBY	1201-301	TENANT	72	108										SELF-CLOSING
1201-310A	1201-306	VESTIBULE	1201-310	STORAGE	36	96										
1201-311A	1201-307	VESTIBULE	1201-311	MECH ACCESS	36	96										
1201-401A	1201-306	VESTIBULE	1201-401	WOMEN'S TOILET	36	96										SELF-CLOSING
1201-401B	1201-307	VESTIBULE	1201-401	WOMEN'S TOILET	36	96										SELF-CLOSING
1201-402A	1201-308	VESTIBULE	1201-402	MEN'S TOILET	36	96										SELF-CLOSING
1201-402B	1201-309	VESTIBULE	1201-402	MEN'S TOILET	36	96										SELF-CLOSING
1201-403A	1201-309	VESTIBULE	1201-403	JANITOR'S CLOSET	36	96										SELF-CLOSING
1201-404A	1201-404	TENANT	1201-301	TENANT	36	108										
1201-501A	1201-501	VESTIBULE	1201-501	AIR COLUMN	120	124										SELF-CLOSING
1201-502A	1201-501	TENANT	1201-502	AIR COLUMN	120	124										
1201-503A	1201-501	TENANT	1201-503	AIR COLUMN	120	124										
1201-504A	1201-501	TENANT	1201-504	AIR COLUMN	120	124										
1201-601A	1201-601	TENANT	1201-601	ELECTRICAL CLOSET	36	108										
1201-602A	1201-601	TENANT	1201-602	TELECOM CLOSET	36	108										
1201-603A	1201-309	VESTIBULE	1201-603	TECH	36	96										
1201-604A	1201-301	TENANT	1201-604	ELECTRICAL CLOSET	36	108						120				SELF-CLOSING
1201-605A	1201-301	TENANT	1201-605	TELECOM CLOSET	36	108										
1201-701A	1201-301	TENANT	1201-701	STAIR A	48	108										
1201-702A	1201-301	TENANT	1201-702	STAIR B	48	108										
1301-201A	1301-304	VESTIBULE	1301-201	SERVICE ELEVATOR LOBBY	48	108										
1301-201B	1301-305	VESTIBULE	1301-201	SERVICE ELEVATOR LOBBY	84	108										
1301-302A	1301-302	BALCONY	1301-301	TENANT	40	108										
1301-302B	1301-302	BALCONY	1301-301	TENANT	36	108					G7					SELF-CLOSING
1301-302C	1301-302	BALCONY	1301-301	TENANT	72	108										SELF-CLOSING
1301-303A	1301-303	ELEVATOR LOBBY	1301-301	TENANT	72	108										SELF-CLOSING
1301-303B	1301-303	ELEVATOR LOBBY	1301-301	TENANT	72	108										SELF-CLOSING
1301-310A	1301-306	VESTIBULE	1301-310	STORAGE	36	96										
1301-311A	1301-307	VESTIBULE	1301-311	MECH ACCESS	36	96										
1301-401A	1301-306	VESTIBULE	1301-401	WOMEN'S TOILET	36	96										SELF-CLOSING
1301-401B	1301-307	VESTIBULE	1301-401	WOMEN'S TOILET	36	96										SELF-CLOSING
1301-402A	1301-308	VESTIBULE	1301-402	MEN'S TOILET	36	96										SELF-CLOSING
1301-402B	1301-309	VESTIBULE	1301-402	MEN'S TOILET	36	96										SELF-CLOSING
1301-403A	1301-309	VESTIBULE	1301-403	JANITOR'S CLOSET	36	96										SELF-CLOSING
1301-404A	1301-404	TENANT	1301-301	TENANT	36	108										
1301-501A	1301-501	VESTIBULE	1301-501	AIR COLUMN	120	124										
1301-502A	1301-501	TENANT	1301-502	AIR COLUMN	120	124										
1301-503A	1301-501	TENANT	1301-503	AIR COLUMN	120	124										
1301-504A	1301-501	TENANT	1301-504	AIR COLUMN	120	124										
1301-601A	1301-601	TENANT	1301-601	ELECTRICAL CLOSET	36	108										
1301-602A	1301-601	TENANT	1301-602	TELECOM CLOSET	36	108										
1301-603A	1301-309	VESTIBULE	1301-603	TECH	36	96						120				SELF-CLOSING
1301-604A	1301-301	TENANT	1301-604	ELECTRICAL CLOSET	36	108										
1301-605A	1301-301	TENANT	1301-605	TELECOM CLOSET	36	108										
1301-701A	1301-301	TENANT	1301-701	STAIR A	48	108										
1301-702A	1301-301	TENANT	1301-702	STAIR B	48	108										
1401-201A	1401-304	VESTIBULE	1401-201	SERVICE ELEVATOR LOBBY	48	108										
1401-201B	1401-305	VESTIBULE	1401-201	SERVICE ELEVATOR LOBBY	84	108										
1401-302A	1401-302	BALCONY	1401-301	TENANT	40	108										
1401-302B	1401-302	BALCONY	1401-301	TENANT	36	108					G7					SELF-CLOSING
1401-303A	1401-303	ELEVATOR LOBBY	1401-301	TENANT	72	108										SELF-CLOSING
1401-303B	1401-303	ELEVATOR LOBBY	1401-301	TENANT	72	108										SELF-CLOSING
1401-310A	1401-306	VESTIBULE	1401-310	STORAGE	36	96										
1401-311A	1401-307	VESTIBULE	1401-311	MECH ACCESS	36	96										
1401-401A	1401-306	VESTIBULE	1401-401	WOMEN'S TOILET	36	96										SELF-CLOSING
1401-401B	1401-307	VESTIBULE	1401-401	WOMEN'S TOILET	36	96										SELF-CLOSING
1401-402A	1401-308	VESTIBULE	1401-402	MEN'S TOILET	36	96										SELF-CLOSING
1401-402B	1401-309	VESTIBULE	1401-402	MEN'S TOILET	36	96										SELF-CLOSING
1401-403A	1401-309	VESTIBULE	1401-403	JANITOR'S CLOSET	36	96										SELF-CLOSING
1401-404A	1401-404	TENANT	1401-301	TENANT	36	108										
1401-501A	1401-501	VESTIBULE	1401-501	AIR COLUMN	120	124										
1401-502A	1401-501	TENANT	1401-502	AIR COLUMN	120	124										
1401-503A	1401-501	TENANT	1401-503	AIR COLUMN	120	124										
1401-504A	1401-501	TENANT	1401-504	AIR COLUMN	120	124										
1401-601A	1401-601	TENANT	1401-601	ELECTRICAL CLOSET	36	108										
1401-602A	1401-601	TENANT	1401-602	TELECOM CLOSET	36	108										
1401-603A	1401-309	VESTIBULE	1401-603	TECH	36	96						120				SELF-CLOSING
1401-604A	1401-301	TENANT	1401-604	ELECTRICAL CLOSET	36	108										
1401-605A	1401-301	TENANT	1401-605	TELECOM CLOSET	36	108										
1401-701A	1401-301	TENANT	1401-701	STAIR A	48	108										
1401-702A	1401-301	TENANT	1401-702	STAIR B	48	108										
1501-201A	1501-304	VESTIBULE	1501-201	SERVICE ELEVATOR LOBBY	48	108										
1501-201B	1501-305	VESTIBULE	1501-201	SERVICE ELEVATOR LOBBY	84	108										
1501-302A	1501-302	BALCONY	1501-301	TENANT	40	108										
1501-302B	1501-302	BALCONY	1501-301	TENANT	36	108					G7					SELF-CLOSING
1501-302C	1501-302	BALCONY	1501-301	TENANT	72	108										SELF-CLOSING
1501-303A	1501-303	ELEVATOR LOBBY	1501-301	TENANT	72	108										SELF-CLOSING
1501-303B	1501-303	ELEVATOR LOBBY	1501-301	TENANT	72	108										SELF-CLOSING
1501-310A	1501-306	VESTIBULE	1501-310	STORAGE	36	96										
1501-311A	1501-307	VESTIBULE	1501-311	MECH ACCESS	36	96										
1501-401A	1501-306	VESTIBULE	1501-401	WOMEN'S TOILET	36	96										SELF-CLOSING
1501-401B	1501-307	VESTIBULE	1501-401	WOMEN'S TOILET	36	96										SELF-CLOSING
1501-402A	1501-308	VESTIBULE	1501-402	MEN'S TOILET	36	96										SELF-CLOSING
1501-402B	1501-309	VESTIBULE	1501-402	MEN'S TOILET	36	96										SELF-CLOSING
1501-403A	1501-309	VESTIBULE	1501-403	JANITOR'S CLOSET	36	96										SELF-CLOSING
1501-404A	1501-404	TENANT	1501-301	TENANT	36	108										
1501-501A	1501-501	VESTIBULE	1501-501	AIR COLUMN	120	124										
1501-502A	1501-501	TENANT	1501-502	AIR COLUMN	120	124										
1501-503A	1501-501	TENANT	1501-503	AIR COLUMN	120	124										
1501-504A	1501-501	TENANT	1501-504	AIR COLUMN	120	124										
1501-601A	1501-601	TENANT	1501-601	ELECTRICAL CLOSET	36	108										
1501-602A	1501-601	TENANT	1501-602	TELECOM CLOSET	36	108										
1501-603A	1501-309	VESTIBULE	1501-603	TECH	36	96						120				SELF-CLOSING
1501-604A	1501-301	TENANT	1501-604	ELECTRICAL CLOSET	36	108										
1501-605A	1501-301	TENANT	1501-605	TELECOM CLOSET	36											

